

Mayor  
Elise Partin

Mayor Pro-Tem  
James E. Jenkins

Council Members  
Phil Carter  
Tim James  
Hunter Sox

City Manager  
Tracy Hegler

Deputy City Manager  
Jim Crosland  
Assistant City Manager  
Michael Conley



**City of Cayce  
Regular Council Meeting  
Tuesday, November 1, 2022  
6:00 p.m. – Cayce City Hall – 1800 12<sup>th</sup> Street  
[www.caycesc.gov](http://www.caycesc.gov)**

**I. Call to Order**

- A. Invocation and Pledge of Allegiance
- B. Approval of Minutes  
October 4, 2022, Regular Council Meeting  
October 19, 2022, Regular Council Meeting

**II. Public Comment Regarding Items on the Agenda**

**III. Presentations**

- A. Presentation of the City of Cayce FY 2020-2021 Comprehensive Annual Financial Report by Mauldin & Jenkins, CPA

**IV. Ordinances**

- A. Discussion and Approval of Ordinance 2022-14 Amending the Zoning Map and Rezoning Properties Located at 2216 Taylor Road (TMS#005759-07-030), a portion (approximately .047 acres) of 2218 Taylor Road (TMS#005759-07-003 (P)) and 2220 Taylor Road (TMS#005759-07-004) from C-2 to RS-3 – First Reading
- B. Discussion and Approval of Ordinance 2022-16 Amending Sections 10-31 of the Cayce City Code Relating to Technical Codes – First Reading

**V. Items for Discussion and Possible Approval**

- A. Discussion and Approval to Award a Contract for Survey of Historic African American Cemeteries Request for Proposals (RFP)
- B. Discussion and Approval to Award a Contract for Vehicle Global Positioning (GPS) and Maintenance Tracker Request for Proposals (RFP)

**VI. Committee Matters**

- A. Approval to Enter the following Committee approved Minutes into the City's Record  
Cayce Housing Authority – August 16, 2022  
Museum Commission – September 7, 2022

- VII. City Manager's Report**
- VIII. Council Comments**
- IX. Executive Session**
  - A. Receipt of legal advice relating to claims and potential claims by and against the City and other matters covered by the attorney-client privilege
  - B. Personnel Matter – City Manager's annual evaluation and salary review
- X. Reconvene**
- XI. Possible actions by Council in follow up to Executive Session**
- XII. Adjourn**

**SPECIAL NOTE: Upon request, the City of Cayce will provide this document in whatever form necessary for the physically challenged or impaired.**



Mayor  
Elise Partin

Mayor Pro-Tem  
James E. Jenkins

Council Members  
Phil Carter  
Tim James  
Hunter Sox

City Manager  
Tracy Hegler

Deputy City Manager  
Jim Crosland  
Assistant City Manager  
Michael Conley

**City of Cayce  
Regular Council Meeting  
Tuesday, October 4, 2022**

The October Regular Council Meeting was held this evening at 6:00 p.m. in Council Chambers. Those present included Mayor Elise Partin, Mayor Pro Tem James Jenkins and Council Members Phil Carter, Tim James and Hunter Sox. City Manager Tracy Hegler, Deputy City Manager Jim Crosland, Assistant City Manager Michael Conley, Municipal Clerk Mendy Corder, Finance Director Kelly McMullen, Human Resources Director Lynn Dooley, IT Director Jamie Beckham, Police Chief Chris Cowan and City Attorney Danny Crowe were also in attendance.

Mayor Partin asked if members of the press and the public were duly notified of the meeting in accordance with the FOIA. Ms. Corder confirmed they were notified.

### **Call to Order**

Mayor Partin called the meeting to order and Council Member James gave the invocation. Mayor Partin led the assembly in the Pledge of Allegiance.

### **Approval of Minutes**

Council Member Carter made a motion to approve the September 6, 2022 Regular Council Meeting minutes as written. Council Member Sox seconded the motion which was unanimously approved by roll call vote.

### **Public Comment Regarding Items on the Agenda**

Mr. Brandon Walker – Item VI. A. Mr. Walker stated he was in attendance on behalf of his cousin, the owner of Our Place Lounge. He stated that he did not know what the verdict was on the ruling of his cousin's business license but he would be taking control over the administrative duties of the business. He stated that there were certain things they did know being first time business owners and did not know the ins and outs of everything that been asked of them. Mr. Walker stated that he and his cousin were doing their best to tighten up things administratively.

Ms. Kimberly Price – Item V. A. Ms. Price stated that she was speaking in regards to the requested zoning change on Taylor Road. She stated that she was the owner of the company that owned the property. She stated that she requested changing the front part of the property to residential, which is what it really was, since she had two (2) tenants that live in the front two houses. She stated that she wanted the back of the property to remain commercial. Ms. Price stated that she had not used the commercial lot or rented it to anyone, because they did not want just any business there because they did not want the tenants to be disturbed. She stated that a potential

use of the commercial property would be someone that needed a place to store storage trucks. She stated there would only be employees and not customers coming in and out of the area so the residents would not have an issue. Ms. Price stated that the way the property was currently zoned any type of business was allowed but she did not want to do that. She stated that she did not want any noise issues, especially in the late hours of the night.

### **Presentations**

#### **A. Presentation by Mr. John Jones of the South Carolina Law Enforcement Accreditation Council for the Reaccreditation of Cayce Police Department**

Mr. Jones, the Executive Director of the South Carolina Law Enforcement Officers' Association and South Carolina Police Chiefs Association, stated that it was good to see all his friends that he worked with during his time with Cayce Public Safety. He stated that he was proud to be there, not just because he was a Cayce retiree and a member of the Cayce family, but because of his new position, he got to sit on the Accreditation Council for the state of South Carolina. Mr. Jones stated that when he had the opportunity to raise his hand and vote on behalf of Cayce, he was the first one to do so. He stated that the Cayce Police Department was awarded their reaccreditation not just because of Chief Cowan's leadership or the leadership of the Mayor and Council but because they are a team. He stated that the Cayce Police Department was a team, and he was proud to say he was part of that team and would always be a part of that team. He presented the Accreditation Certification for the state of South Carolina to Chief Cowan and his team.

Chief Cowan stated that the Accreditation Certificate was the work of the Officers in attendance who spent countless hours overcoming a lot of hurdles and obstacles. He stated that there was frustration, there was emotion, but he was so proud of the team and the work they did every day. He stated that the commitment they have and the passion they have for Cayce was second to none. Chief Cowan stated that he was really proud of them and all the work they did on the reaccreditation.

### **Proclamations**

#### **A. Approval of Proclamation – South Carolina Latino Business Day**

Council Member James made a motion to approve the Proclamation. Mayor Pro Tem Jenkins seconded the motion which was unanimously approved by roll call vote.

### **Ordinances**

#### **A. Discussion and Approval of Ordinance 2022-14 Amending the Zoning Map and Rezoning Properties Located at 2216 Taylor Road (TMS#005759-07-**

030), a portion (approximately .047 acres) of 2218 Taylor Road (TMS#005759-07-003 (P)) and 2220 Taylor Road (TMS#005759-07-004) from C-2 to RS-3 – First Reading

Ms. Hegler stated that the request was for three (3) parcels on Taylor Road which was just off of Frink Street. She stated that the applicant requested that the portion of two (2) properties and a portion of one (1) property be rezoned to residential which was in compliance with the City's Comprehensive Plan. She stated that the Planning Commission met and approved that rezoning. Ms. Hegler stated that staff received a model survey from the applicant that showed exactly how she would like to split up the properties. She stated that part of it would remain commercial per the applicant's request and part would be residential. She stated that caused some concern with staff since the commercial portion would be in the back behind the residential properties.

Ms. Hegler stated that staff had worked with the applicant before and had not quite cracked the code on what should be done. She stated that staff was asking to have another chance to talk to the applicant to consider the concerns and see if there was another way that staff could help make good use of the properties for her. She stated that staff was not opposed to residential but wanted to make sure there was good compatibility between the residential lots and the commercial lot. Ms. Hegler stated staff was asking Council to defer this item to allow staff to go back and work with the applicant to see if they could come up with a good solution that did not have the compatibility concern and bring the matter back to Council at the November 1, 2022 Council Meeting.

Council Member Carter thanked Ms. Hegler, Mr. Crosland and Mr. Conley for meeting with him the prior day to discuss this requested rezoning. He stated that he shared some of the same concerns that staff did. Council Member Carter made a motion to defer the item to the November 1, 2022 Council Meeting. Council Member Sox seconded the motion which was unanimously approved by roll call vote.

- B. Discussion and approval of Ordinance 2022-15 Annexing 74.28 acres in Conjunction with RG-1 Zoning Designation. The properties are located at Idlewild Boulevard, Richland County. The properties are further identified as Tax Map Numbers R11111-01-55, R11114-01-13, R11111-01-02, R11114-01-62, R11114-01-61 and R11114-01-02 - First Reading

Ms. Hegler stated that staff received a request on Friday, September 30, from the applicant to defer this item to the November 1, 2022 Council Meeting. She stated that staff asked for a reason for the deferment and the applicant stated that they heard the concerns that were raised by the Planning Commission when they considered this item a few weeks ago, and that they would like to have time to address those issues. She stated that staff advised them that the item had already been published therefore, the

consideration of the deferral would go before Council who would either accept it or not. She stated that staff did further advise that as staff they did not have an objection to one (1) deferral, noting that posting, advertising and preparing for the readings did take staff time so the applicants were made aware of that.

Council Member James made a motion to defer the item to the November 1, 2022 Council Meeting. Council Member Carter seconded the motion which was unanimously approved by roll call vote.

### **Items for Discussion and Possible Approval**

#### **A. Discussion and Approval of Order in Our Place Lounge, LLC Business License Revocation Matter**

Ms. Hegler stated that this was an order that documented the hearing from the previous month on this matter. She stated that it was just a record of the proceeding and the City Attorney was in attendance to answer any questions that Council may have. She stated that this was purely the next step in the process and that had been shared with the business owner's attorney as well.

Council Member James made a motion to approve the Order. Council Member Sox seconded the motion which was unanimously approved by roll call vote.

#### **B. Discussion and Approval of Accommodations Tax Requests for FY2022/2023**

Council Member James stated that he had asked to be recused from discussion pertaining to Item IV. B. and C. because of his professional relationship of employment and with the Mayor's permission he would excuse himself (see attached recusal form).

Ms. Hegler stated that Council's approval was requested to proceed with distribution of Accommodations Tax funds to organizations that were planning events and activities that were open to the public and would promote tourism in the City of Cayce during the current fiscal year. She stated that Council was also being asked to proceed with distribution of Accommodations Tax funds to nonprofit organizations such as the Greater Cayce West Columbia Chamber of Commerce, the Visitor and Convention Bureau or Regional Tourism Commission, all which have an existing ongoing tourist promotion. She stated that 30% of the Accommodations Tax funds the City receives is required by state law to be given to those entities.

Ms. Hegler stated that way of background for the public in attendance funding was provided by Accommodations Tax revenues to qualifying applicants and is based on the percentage of attendees who travel 50 or more miles to attend the event. She stated that obviously, the goal was to try to get people from outside of the area to attend and stay in local hotels. She stated that funding was contingent upon the City

maintaining the estimated funding level. She stated that staff looked ahead to project out what they hoped that amount would be. She stated that the City had an Accommodations Tax Committee which was also required by state law and they met on September 20, 2022 to make recommendations for Council. Ms. Hegler stated that a quorum was not met for the first two (2) meetings prior. She stated that the Committee reviewed the applications received from the organizations that were planning events and the local nonprofits. She stated that both the requested Accommodations Tax funds, a chart of the requests and the recommendations from the Committee were in Council's packet. She stated that the Accommodations Tax Committee recommended awarding \$28,250 in Accommodations Taxes to six (6) grant requests and \$36,585 to nonprofits for a total of \$64,835. Ms. Hegler stated that the amount recommended for the nonprofits was an estimate of the 30% the City might collect over the upcoming year.

Council Member Carter made a motion to approve the Committees recommendations. Council Member Sox seconded the motion. Mayor Partin asked that that all of the grantees, including the 30% group, provide the City with a return on investment. She stated that she would like Council to receive data from them each year, similar to the amazing job John Banks did in providing all the information on Tartan Day. She stated that she would like to see everyone give that level of data on return on investment.

Council Member Carter amended his motion to add Mayor Partin's request for detailed return on investment from each grant recipient. Council Member Sox amended his second which was unanimously approved by roll call vote.

#### C. Discussion and Approval of Hospitality Tax Fund Requests for FY2022/2023

Ms. Hegler stated that similar to Accommodations Tax, the City collects Hospitality Tax and awards those funds to organizations that are doing tourism related work in the City. She stated that during FY2021, \$60,000 in Hospitality Tax grants were issued to such entities. She stated that this year, the City received 10 grant requests totaling \$111,625. She stated that unlike Accommodations Tax funds, which requires a committee to review those applications, Hospitality Tax requests are reviewed in house by a staff committee. She stated that staff recommended awarding a total of \$99,200 for 10 projects in the current year. Ms. Hegler stated that Council had already approved transferring \$1,050,000 of hospitality tax funds into the City's FY23 budget for operation and maintenance of tourism related activities and capital items which was pretty consistent with every year.

Ms. Hegler stated that the City's projected hospitality tax revenue for the upcoming year was \$1,458,144.12 and staff would like to hold \$100,000 in reserves for some of the activities that the City does. She stated that would leave \$207,688.70 available to be given to grant making or another fund or designated fund balance. She

stated that staff recommended that Council hold back \$100,000 of the hospitality tax funds for projects related to Christmas in Cayce and Soiree on State in the fund balance as a designated reserve and issue a total of 10 grants for \$99,200. She stated a breakdown of the grants and the recommendations and what the funds would be used for were in a chart in Council's packet. She stated that Council could approve, deny or reduce any of the grant requests and the requested reserve amount

Council Member Sox made a motion to approve the recommendations. Mayor Pro Tem Jenkins seconded the motion which was unanimously approved by roll call vote. Council Member Carter thanked staff for their work on this and stated that a lot of money was going to important things.

**D. Discussion and Approval of a Grant Award for a Victim's Advocate Position for the Police Department through the South Carolina Attorney General's Office**

Ms. Hegler stated that the City currently had one (1) Victims Advocate. She stated that the Police Department was expanding their community policing services and outreach to the City's diverse community therefore, it was important that the City expand its victim services. She stated that the City had been fortunate to be awarded a grant of \$77,763 from the Attorney General's office which would allow the City to have a new position with a second Victims Advocate. She stated that this position would aid the City's current Victims Advocate and assist victims with court processes and procedures. Ms. Hegler stated that as required by state law, the grant money would be used to help implement a social work program that would utilize University of South Carolina graduate students to help assist with mental illness and identifying the City's at-risk senior citizens. She stated that the grant position was renewed on a yearly basis as long as there was funding and the grant would cover 100% of the position's salary and benefits.

Council Member Sox made a motion to approve acceptance of the award granted through the South Carolina Attorney General's office for an additional Victims Advocate position for reimbursable amount of up to \$77,763. Council Member James seconded the motion which was unanimously approved by roll call vote. Mayor Partin thanked staff for doing such an amazing job to get a grant like this. She stated that it was amazing for such an important position and it to be funded 100%.

**Committee Matters**

- A. Approval to Enter the following Committee approved Minutes into the City's Record  
Cayce Housing Authority – June 28, 2022  
Museum Commission – August 3, 2022  
Events Committee – August 11, 2022



Zoning Board of Appeals – August 15, 2022  
Planning Commission – August 15, 2022

Mayor Pro Tem Jenkins made a motion to accept the Committee approved minutes into the record. Council Member James seconded the motion which was unanimously approved by roll call vote.

B. Reappointments  
Events Committee – Three (3) Positions

Council Member Sox made a motion to reappoint Mr. Jonathan Moore, Ms. Alexis Moore and Ms. Cindy Pedersen to the Events Committee. Council Member Carter seconded the motion which was unanimously approved by roll call vote.

C. Discussion and Approval of Proposed Amendments to the Cayce Events Committee By-Laws

Ms. Hegler stated that Council asked staff to have all the City's Committees and Foundations review their by-laws and to include the City's attendance policy in their by-laws. She stated that some other concerns had been dealt with and handled that the City Attorney had brought forward so they were all consistent with the City's policies, Ordinances and the City's form of government.

Mayor Pro Tem Jenkins made a motion to accept the Events Committee's amended by-laws. Council Member James seconded the motion which was unanimously approved by roll call vote.

D. Discussion and Approval of Proposed Amendments to the Planning Commission By-Laws

Council Member James made a motion to accept the Planning Commission's amended by-laws. Council Member Sox seconded the motion which was unanimously approved by roll call vote.

E. Discussion and Approval of Proposed Amendments to the Zoning Board Of Appeals By-Laws

Council Member Carter made a motion to accept the Zoning Board's amended by-laws. Council Member Sox seconded the motion which was unanimously approved by roll call vote.

F. Discussion and Approval of Proposed Amendments to the Accommodations Tax Committee By-Laws

Council Member Sox made a motion to accept the Accommodations Tax Committee's amended by-laws. Council Member Carter seconded the motion which was unanimously approved by roll call vote.

### **City Manager's Report**

Ms. Hegler stated that the Police and Fire Departments were holding National Night Out in Granby Gardens Park and invited everyone to go after the Council Meeting. She stated that the City's Public Safety Foundation asked her to show Council and the audience shirts they were selling there in honor of Officer Drew Barr. She stated as Councilman James mentioned, the City did fare well with Hurricane Ian the previous week. She stated that staff did an amazing job preparing for it. She stated that she wanted to publicly commend Mendy Corder and Amanda Rowan for the amount of work they did for Fall Fest which had to be cancelled due to the inclement weather.

Ms. Hegler stated that Coffee with a Cop was the following morning at Piecewise on State Street from 7:30am to 9:30am. She stated that the Fire Department received their new cascade system that morning, which would ensure that they are safely and efficiently refilling their tanks with state-of-the-art equipment. She stated that one of the new Sanitation trucks was being delivered the following week. She stated that the Parks Department was busy preparing for Christmas in Cayce. Ms. Hegler stated that the City's Attorney had reviewed the lease for the new Police Substation at 1220 Knox Abbott Drive and the lease was signed that day.

Ms. Hegler stated that she had a few staff kudos she wanted to share with Council. She stated someone commented on social media what a great job Parks staff did clearing a massive tree that fell on the Riverwalk. She stated that staff had the huge tree cleaned up in about six or seven hours. She stated that the Riverwalk was absolutely full of people and it would not have been possible without staff's hard work. She stated that Parks staff understands what a jewel the City's parks are. She stated a resident that lives on Naples Avenue complimented Chief Cowan. She read "Just a quick note of thanks for your effort to get additional stop signs on the avenues and working with the DOT on that project. I'm a third generation Cayce resident have spent a lot of my life on the Avenues. I've noticed a great change as a dog walker twice a day I've noticed the volume of pass through, especially nonresident traffic seem to increase along with the speeding. There are still some heavy-footed folks, but this has been a noticeable enhancement for somebody walking the streets daily. Thank you for this project." Ms. Hegler stated that the Administrative Assistant in the Police Department received a call from Mrs. Jones who called in having after having a conversation with her mother who she found in a very depressed state. The caller told her mother to take a step away and walk outside and look around to find three things to be grateful for.

The mom forgot to turn her alarm off when she went outside and proceeded to walk around her yard looking for three things to be grateful for and attending to her flowers. She was unaware that her alarm was going off and the alarm company was attempting to reach her to verify that everything was okay. The alarm company phoned the Police Department and Officer Soward went to the residence to check on the alarm. The mother was on the backside of her home and she turned around to see Officer Soward walking toward her. She then tells her daughter while she's on the phone with her that that is one of the things she's grateful for. The daughter mentioned that her mom had shared this story three different times with her. She goes on to say that in saying her prayers this morning she was grateful for the time Officer Soward took to talk to her mom and it really made her day. She stated that it made her feel good that she lived in a city where the Police Officers take time to do that. Ms. Hegler stated that the mother went on to compliment Officer Soward on his professionalism, his kindness and he will remain on her grateful list.

#### **Council Comments**

There were no Council comments.

#### **Executive Session**

- A. Receipt of legal advice relating to claims and potential claims by and against the City and other matters covered by the attorney-client privilege

There were not any items to discuss in Executive Session.

#### **Adjourn**

Mayor Pro Ten Jenkins made a motion to adjourn the meeting. Council Member James seconded the motion which was unanimously approved by roll call vote. There being no further business, the meeting adjourned at 6:37 p.m.

---

Elise Partin, Mayor

ATTEST:

---

Mendy Corder, CMC, Municipal Clerk

IF YOU WOULD LIKE TO SPEAK ON A MATTER APPEARING ON THE MEETING AGENDA, PLEASE COMPLETE THE INFORMATION BELOW PRIOR TO THE START OF THE MEETING.\* THANK YOU.

## COUNCIL MEETING SPEAKERS' LIST

Date of Meeting      October 4, 2022

Name	Address	Agenda Item
Brandon Walker	1130 Pine St	VI A
Kimberly Rice	203 Calcutta Dr. W. Coler	VA

\***Appearance of citizens at Council meetings - City of Cayce Code of Ordinances, Sec. 2-71.** Any citizen of the municipality may speak at a regular meeting of the council on a matter pertaining to municipal services and operation, with the exception of personnel matters, by notifying the office of the city manager at least five working days prior to the meeting and stating the subject and purpose for speaking. Additionally, during the **public comment period** as specified on the agenda of a regular meeting of the council, a member of the public may speak on a matter appearing on the meeting agenda, with the exception of personnel matters by signing a speakers list maintained by the city clerk prior to the start of the public comment period. The number of speakers at a council meeting may be limited in the discretion of the mayor or presiding officer, the length of time for any speaker's presentation is limited to a maximum of five minutes, and a presentation may be curtailed if determined to be uncivil, contentious, or disruptive in the discretion of the mayor or presiding officer or by majority of vote of council.

2

RECUSAL STATEMENT

Member Name: Timothy M. James

Meeting Date: OCT. 4, 2022

Agenda Item: Section VI Number B

Topic: Discussion & Approval of Accomodations Tax  
Requests FY 2022-2023

*The Ethics Act, SC Code §8-13-700, provides that no public official may knowingly use his office to obtain an economic interest for himself, a family member of his immediate family, an individual with whom he is associated, or a business with which he is associated. No public official may make, participate in making, or influence a governmental decision in which he or any such person or business has an economic interest. Failure to recuse oneself from an issue in which there is or may be conflict of interest is the sole responsibility of the council member (1991 Op. Atty. Gen. No. 91-37). A written statement describing the matter requiring action and the nature of the potential conflict of interest is required.*

Justification to Recuse:

Professionally employed by or under contract with principal

Owns or has vested interest in principal or property

Other: \_\_\_\_\_

OCT. 4, 2022 \_\_\_\_\_  
Date Member Signature

Approved by Parliamentarian:  
\_\_\_\_\_

RECUSAL STATEMENT

Member Name: Timothy M. James

Meeting Date: Oct. 4, 2022

Agenda Item: Section VI Number C

Topic: Discussion & Approval of Hospitality Tax  
Request for FY 2022-2023

*The Ethics Act, SC Code §8-13-700, provides that no public official may knowingly use his office to obtain an economic interest for himself, a family member of his immediate family, an individual with whom he is associated, or a business with which he is associated. No public official may make, participate in making, or influence a governmental decision in which he or any such person or business has an economic interest. Failure to recuse oneself from an issue in which there is or may be conflict of interest is the sole responsibility of the council member (1991 Op. Atty. Gen. No. 91-37). A written statement describing the matter requiring action and the nature of the potential conflict of interest is required.*

Justification to Recuse:

- Professionally employed by or under contract with principal
- Owns or has vested interest in principal or property
- Other: \_\_\_\_\_

Oct. 4, 2022 \_\_\_\_\_  
Date Member Signature

Approved by Parliamentarian: \_\_\_\_\_



Mayor  
Elise Partin

Mayor Pro-Tem  
James E. Jenkins

Council Members  
Phil Carter  
Tim James  
Hunter Sox

City Manager  
Tracy Hegler

Deputy City Manager  
Jim Crosland  
Assistant City Manager  
Michael Conley

**City of Cayce  
Regular Council Meeting  
Wednesday, October 19, 2022**

The October Regular Council Meeting was held this evening at 6:00 p.m. in Council Chambers. Those present included Mayor Pro Tem James Jenkins and Council Members Phil Carter, Tim James and Hunter Sox. City Manager Tracy Hegler, Deputy City Manager Jim Crosland, Assistant City Manager Michael Conley, Municipal Clerk Mendy Corder, Finance Director Kelly McMullen, Human Resources Director Lynn Dooley, Police Chief Chris Cowan, Fire Chief Steven Bullard, IT Director Jamie Beckham and City Attorney Danny Crowe were also in attendance. Mayor Partin was not in attendance due to an illness.

Mayor Pro tem Jenkins asked if members of the press and the public were duly notified of the meeting in accordance with the FOIA. Ms. Corder confirmed they were notified.

**Call to Order**

Mayor Pro Tem Jenkins called the meeting to order and Council Member Sox gave the invocation. Mayor Pro Tem Jenkins led the assembly in the Pledge of Allegiance.

**Public Comment Regarding Items on the Agenda**

No one signed up for Public Comment.

**Presentations**

- A. Presentation by Mr. Spencer Hutchinson, Quackenbush Architecture and Mr. Mike Dawson, The River Alliance, of the 12,000 Year History Park Visitors Center Drawings

Ms. Hegler stated that the City was generously awarded a million-dollar grant from the state's PRT to do the design work and prepare for construction of the City's 12,000 Year History Park Visitors Center. She stated that staff was working with Mike Dawson with the River Alliance, who had contracted with Quackenbush Architecture to design this beautiful facility. She stated the presentation was Council's first look at the initial drawings.

Mr. Dawson stated that he and Mr. Hutchinson were in attendance to brief Council on the progress of the design of the building and about the rest of the project. He stated that Ozzie Naglar created the original concept which the design was based on along with input from the City over the years. He stated that there were four (4)

acres of buildable property that the City received from SCANA and a trail connecting that site back to the loop trail. He stated that Charles Howell with LandPlan and his team were working on the site plan, the parking layout and the berming and landscaping.

Mr. Quackenbush stated that he wanted to make clear that the authorship of the concept for the Visitors Center was Ozzie Naglar's and they were doing their best to be faithful to that original concept therefore they were working with him collaboratively. He stated that he and his team look at the Visitors Center as a very unique opportunity. He stated that it serves as a gateway for the 12,000 Year History Park and in a sense, it was like a billboard. He stated that the building was like a piece of sculpture which makes it a very unique building and an exciting building to be working on.

Mr. Hutchinson stated that he was an architect with Doug Quackenbush Architects. He stated that the Visitors Center was conceived as a portal or gateway to the History Park in the way that it was designed and oriented on the site. He stated that it was also an educational gateway in terms of the information that will be in the exhibit space to introduce visitors to all of the history that's being discovered at the site and to encourage them to go out and explore on their own. He stated that the open breezeway divides the building into two distinct areas. Mr. Hutchinson stated that the restrooms were grouped together to allow for the restrooms to be secured and independent of the exhibit space which helped with flexibility of scheduling. He stated that to the left of the breezeway was the main exhibit gallery space with a video theater and a small office suite. He stated that the roof line was very sculptural with a gradual slope up to the main exhibit space where the roof pops up with a little bit of high glass to get some nice northern daylight into the exhibit space. Mr. Hutchinson stated that the sculptural aspect of the building was inspired from the artifacts discovered on the very site where the building would be located.

Mr. Hutchinson stated that the evidence of ancient creatures that roamed the area, which was really remarkable, and served as a great inspiration, was very unique to the site and to the building. He stated that silhouettes of the animals, a very subtle etching into the building, would create an approach that would help visitors get an idea of what the building was all about. He stated that the closer one gets to the building, the more evident the etching becomes. He stated that even the approach from the parking lot was designed to guide visitors straight into the heart of the building, as a portal to the park. He stated that the idea was that people would be able to not only see the elevation, but could experience the building, touch it and feel the etchings, and that the building was a partner to all of the information that would be inside of it.

Council Member Carter asked about the arrows that were on one of the slides. Mr. Dawson stated that some land was left open in case it was decided to build a maintenance building there or on site space for archaeological labs. He stated that Mr.



Nagler had visited a number of museums that have the ability to expand out and add more exhibits over time.

### **Resolutions**

#### **A. Consideration and Approval of Resolution Authorizing and Approving Financing through Lease Purchase and Award of Lease Purchase Contract – Replacement Sanitation Truck, as Approved by Council on September 6, 2022**

Ms. Hegler stated that on September 6, 2022 Council approved the purchase of a new sanitation truck since the City had a unique opportunity to replace an older truck through a vendor who had a truck that was rolling off the line. She stated that with supply chain issues and how long it takes to purchase a truck if it had to be built it was definitely a great opportunity. She stated that staff said at that time options on how to fund the truck would be brought back before Council. She stated that the financing that staff put out was not to exceed \$250,000. 18 financial institutions were contacted and requested lease purchase financing proposals for the truck. She stated that was how the City usually purchased vehicles. Ms. Hegler stated that staff asked the financial institutions to propose a 36 month and a 48 month term given the rising interest rates. She stated that the City received responses from Truist Financial and US Bank Corp. She stated that if Council approved the Truist Financial 48-month lease, annual payments, with no down payment, would be \$67,805 for four (4) years at a 4.05% interest rate. Ms. Hegler stated that the payments were monthly and in arrears. She stated that this was an unbudgeted purchase since it was not something staff anticipated as an opportunity to come before them. She stated that staff's recommendation would be to contract with Truist Financial for the 48 month lease and use the general funds unrestricted fund balance to pay for the current year lease and years two, three and four could be budgeted in those budget years. She stated that funding for the current year was \$45,202.

Council Member James made a motion to move forward with the lease purchase contract with Truist Financial for four (4) years at 4.05%, annual payments in arrears of \$67,805 for principal and interest and use the general fund unrestricted fund balance not to exceed \$46,000. He also made a motion to approve a resolution approving the financing and giving the City Manager the authorization to execute the contract. Council Member Sox seconded the motion which was unanimously approved by roll call vote.

### **Items for Discussion and Possible Approval**

#### **A. Discussion and Approval to Purchase a Replacement Police Vehicle**

Ms. Hegler stated that recently one of the Police Department's 2019 Ford Interceptor was involved in a collision while in route to a call. She stated that the Police Officer and the other person were fine and there were no injuries. She stated that the

City's vehicle was totaled but the City's insurance is anticipated to cover \$23,000 of that vehicle. She stated that money would be put into the general fund however, to replace the vehicle, it would cost \$47,844.75. She stated that this was an unbudgeted purchase so staff was requesting utilizing funds from the general fund unrestricted fund balance for this expense. Ms. Hegler stated that the general fund would be replenished with the revenue recovered from the insurance agency and other property sales estimated to total that amount, so staff hoped to break even at the end of the year. She stated that the vehicle was currently available at Brandon Motor Company in Georgia who is one of the contractors under the state contracts.

Council Member Sox made a motion to approve the purchase of one (1) total police package Tahoe to replace the vehicle that was involved in the collision in the amount of \$47,844.75 and that it be funded through the general fund unrestricted fund balance. Council Member Carter seconded the motion which was unanimously approved by roll call vote.

### **Committee Matters**

- A. Appointments
  - Beautification Foundation – One (1) Position
  - Public Safety Foundation - One (1) Position

Council Member Carter made a motion to appoint Ms. Lisa Cole to the Beautification Foundation and Ms. Mary Winter Teaster to the Public Safety Foundation. Council Member James seconded the motion which was unanimously approved by roll call vote.

### **City Manager's Report**

Ms. Hegler stated that the Axon equipment purchase for the Police Department that Council approved last year to be funded with ARPA money was on site and staff would begin to install it the following week. She stated that the Parks staff repaired the pedestrian bridge by the Public Safety complex that had been in disrepair for quite some time. She stated that the Circus that was recently held at the Columbia Speedway was successful and went well. She stated that longtime employee, Charles Turner, in the Finance Department had accepted a job in the private sector and she wished him well. She stated that she received kudos from the Principal of Brookland Cayce High School stating how thankful and pleased he was that Officer Mandy Fournier was at the high school recently assisting the students who were grieving over a student that was killed in the car wreck a couple of weeks prior. Officer Fournier was there with the City's therapy dog, K9 Hudson. The Principal stated that they were both a blessing and very helpful to staff and the kids who were grieving and K9 Hudson was definitely welcomed and needed and played his role very well as did Officer Fournier.

Ms. Hegler stated that Mayor Partin shared a post from the Fire Department on her social media of them training and doing drills as they always do. She stated that a gentleman commented and said “those guys were able to bring me down from a very steep ladder to get me out of the attic and to a waiting ambulance when I had a health episode. They are the best in my book.” She stated that the constant training certainly helped staff assist the City’s citizens in times of need.

### **Council Comments**

There were no Council comments.

### **Executive Session**

- A. Receipt of legal advice relating to claims and potential claims by and against the City and other matters covered by the attorney-client privilege
- B. Personnel Matter – City Manager’s annual evaluation and salary review

Council Member James stated that with the absence of Mayor Partin he would like to make a motion to postpone the City Manager’s evaluation to the November 1, 2022 Council Meeting so Mayor Partin could be there. He stated that he asked Ms. Hegler if this would cause any concern with the timeline and she stated that it would not. Council Member Sox seconded the motion which was unanimously approved by roll call vote.

### **Adjourn**

Council Member James made a motion to adjourn the meeting. Council Member Carter seconded the motion which was unanimously approved by roll call vote. There being no further business, the meeting adjourned at 6:25 p.m.

---

Elise Partin, Mayor

ATTEST:

---

Mendy Corder, CMC, Municipal Clerk

IF YOU WOULD LIKE TO SPEAK ON A MATTER APPEARING ON THE MEETING AGENDA, PLEASE COMPLETE THE INFORMATION BELOW PRIOR TO THE START OF THE MEETING.\* *THANK YOU.*

## COUNCIL MEETING SPEAKERS' LIST

*Date of Meeting*      October 19, 2022

Name	Address	Agenda Item

\***Appearance of citizens at Council meetings - City of Cayce Code of Ordinances, Sec. 2-71.** Any citizen of the municipality may speak at a regular meeting of the council on a matter pertaining to municipal services and operation, with the exception of personnel matters, by notifying the office of the city manager at least five working days prior to the meeting and stating the subject and purpose for speaking. Additionally, during the **public comment period** as specified on the agenda of a regular meeting of the council, a member of the public may speak on a matter appearing on the meeting agenda, with the exception of personnel matters by signing a speakers list maintained by the city clerk prior to the start of the public comment period. The number of speakers at a council meeting may be limited in the discretion of the mayor or presiding officer, the length of time for any speaker's presentation is limited to a maximum of five minutes, and a presentation may be curtailed if determined to be uncivil, contentious, or disruptive in the discretion of the mayor or presiding officer or by majority of vote of council.



**ANNUAL COMPREHENSIVE FINANCIAL  
REPORT  
YEAR ENDED JUNE 30, 2021**

**City of Cayce, South Carolina**

**CITY OF CAYCE, SOUTH CAROLINA**

---

**ANNUAL COMPREHENSIVE FINANCIAL REPORT**

---

**FOR THE FISCAL YEAR ENDED JUNE 30, 2021**

Issued by:  
Finance Department

***City of Cayce, South Carolina***

**CITY OF CAYCE, SOUTH CAROLINA**  
**FOR THE FISCAL YEAR ENDED JUNE 30, 2021**

---

**TABLE OF CONTENTS**

	<b>Page</b>
<b>INTRODUCTORY SECTION</b>	
Letter of Transmittal.....	i – v
Certificate of Achievement for Excellence in Financial Reporting .....	vi
List of Principal Officials .....	vii
Organizational Chart .....	viii
 <b>FINANCIAL SECTION</b>	
Independent Auditor’s Report.....	1 - 3
Management’s Discussion and Analysis .....	4 - 10
<b>Basic Financial Statements:</b>	
<b>Government-wide Financial Statements</b>	
Statement of Net Position .....	11
Statement of Activities.....	12
<b>Fund Financial Statements</b>	
Balance Sheet – Governmental Funds.....	13
Reconciliation of the Governmental Funds Balance Sheet to the Statement of Net Position .....	14
Statement of Revenues, Expenditures and Changes in Fund Balances – Governmental Funds .....	15
Reconciliation of the Statement of Revenues, Expenditures and Changes in Fund Balances of Governmental Funds to the Statement of Activities .....	16
Statement of Net Position – Proprietary Fund Type – Enterprise Fund.....	17
Statement of Revenues, Expenses and Changes in Fund Net Position – Proprietary Fund Type – Enterprise Fund .....	18
Statement of Cash Flows – Proprietary Fund Type – Enterprise Fund .....	19 and 20
Statement of Fiduciary Net Position – Fiduciary Funds .....	21
Statement of Changes in Fiduciary Net Position – Fiduciary Funds .....	22
Notes to Financial Statements .....	23 - 73
<b>Required Supplementary Information:</b>	
General Fund – Schedule of Revenues, Expenditures and Changes in Fund Balances – Budget and Actual – GAAP Basis.....	74
Notes to Required Supplementary Information .....	75
Schedule of Changes in the City’s Total OPEB Liability and Related Ratios .....	76
Schedule of the City’s Proportionate Share of the Net Pension Liability – South Carolina Retirement System .....	77
Schedule of the City’s Proportionate Share of the Net Pension Liability – South Carolina Police Officers Retirement System.....	77
Schedule of the City’s Contributions – South Carolina Retirement System .....	78
Schedule of the City’s Contributions – South Carolina Police Officers Retirement System.....	78
Notes to the Schedule of the City’s Contributions .....	79



**CITY OF CAYCE, SOUTH CAROLINA**  
**FOR THE FISCAL YEAR ENDED JUNE 30, 2021**

---

**TABLE OF CONTENTS (CONTINUED)**

	<b>Page</b>
<b>FINANCIAL SECTION (CONTINUED)</b>	
Supplementary Information:	
Combining and Individual Nonmajor Fund Financial Statements and Schedules:	
Combining Balance Sheet – Nonmajor Governmental Funds.....	80
Combining Statement of Revenues, Expenditures and Changes in Fund	
Balances – Nonmajor Governmental Funds .....	81
Water and Sewer Utility Fund:	
Water and Sewer Fund - Schedule of Revenues, Expenses, and Changes in	
Net Position – Budget and Actual – GAAP Basis .....	82
Custodial Funds:	
Combining Statement of Fiduciary Net Position – Fiduciary Funds .....	83
Combining Statement of Changes in Fiduciary Net Position - Fiduciary Funds.....	84
Victim’s Rights Assistance:	
Uniform Schedule of Court Fines, Assessments, and Surcharges (per ACT 96).....	85 and 86
<b>STATISTICAL SECTION</b>	
Financial Trends:	
Net Position by Component .....	87 and 88
Changes in Net Position .....	89
Program Revenue by Function .....	90
Fund Balances – Governmental Funds.....	91
Changes in Fund Balances – Governmental Funds .....	92 and 93
Revenue Capacity:	
Assessed Value and Estimated Actual Value of Taxable Property.....	94
Property Tax Rates – Direct and Overlapping Governments .....	95
Principal Property Taxpayers.....	96
Property Tax Levies and Collections .....	97
Debt Capacity:	
Ratios of Outstanding Long-term Debt by Type .....	98
Ratios of General Bonded Debt Outstanding.....	99
Total Direct and Overlapping Debt .....	100
Legal Debt Margin Information .....	101
Pledged Revenue – Revenue Bond Coverage Water and Sewer Enterprise Fund.....	102
Construction Values .....	103
Demographic and Economic Information:	
Demographic and Economic Statistics.....	104
Principal Employers (Ten Largest).....	105
Operating Information:	
Full-time Equivalent City Government Employees by Function .....	106
Operating Indicators by Function.....	107 and 108

**CITY OF CAYCE, SOUTH CAROLINA**  
**FOR THE FISCAL YEAR ENDED JUNE 30, 2021**

---

**TABLE OF CONTENTS (CONTINUED)**

	<b>Page</b>
<b>COMPLIANCE SECTION</b>	
Independent Auditor's Report on Internal Control over Financial Reporting and on Compliance and Other Matters Based on an Audit of Financial Statements Performed in Accordance with <i>Government Auditing Standards</i> .....	109 and 110
Schedule of Findings and Responses .....	111 - 114

## **INTRODUCTORY SECTION**



August 31, 2022

To the Honorable Mayor, Members of City Council and Citizens of the City of Cayce:

We are pleased to submit the Annual Comprehensive Financial Report (ACRF) of the City of Cayce, South Carolina, for the fiscal year ended June 30, 2021. The report contains a comprehensive analysis of the City's financial position and activities for the period.

State law requires that all general-purpose local governments publish within six months of the close of each fiscal year a complete set of financial statements presented in conformity with generally accepted accounting principles (GAAP) and audited in accordance with generally accepted auditing standards by a firm of licensed certified public accountants.

The cost of internal control should not exceed anticipated benefits. The objective is to provide reasonable, rather than absolute, assurance that the financial statements are free of any material misstatements. Management assumes full responsibility for the completeness and reliability of the information contained in this report, based upon a comprehensive framework of internal control that it has established for this purpose.

The City of Cayce's financial statements were audited by Mauldin & Jenkins, a firm of licensed certified public accountants. The goal of the independent audit was to provide reasonable assurance that the financial statements of the City of Cayce for the fiscal year ended June 30, 2021, are free of material misstatement. The independent audit involved examining on a test basis evidence supporting the amounts and disclosures in the financial statements, assessing the accounting principles used and significant estimates made by management, and evaluating the overall financial statement presentation. The independent auditor concluded, based upon the audit, that there was a reasonable basis for rendering an unmodified opinion that the City of Cayce's financial statements for the fiscal year ended June 30, 2021 are fairly presented in conformity with GAAP. The independent auditor's report is presented as the first component of the financial section of this report.

The City is required to assess whether an annual single audit in conformity with the provisions by Title 2 U.S. Code of Federal Regulations (CFR) Part 200, Uniform Administrative Requirements, Cost Principles, and Audit Requirements for Federal Awards needs to be performed. In accordance with these requirements, no Single Audit was needed because the City's federal expenditures were below \$750,000.

**Mayor**

Elise Partin

**Mayor Pro-Tem**

James E. Jenkins

**Council Members**

Phil Carter

Tim James

Hunter Sox

**City Manager**

Tracy Hegler, IACP

**Assistant City**

**Manager**

James E. Crosland

**City Treasurer**

Kelly McMullen,

CGFO

**City Clerk**

Mendy Corder

(803) 796-9020

Fax: (803) 796-9072

1800 12<sup>th</sup> Street

PO Box 2004

Cayce, SC 29171

The annual comprehensive financial report is presented in four sections: introductory, financial, statistical, and governmental auditing standards. The introductory section includes this transmittal letter, the government's organizational chart, and a list of principal officials. The financial section includes the general-purpose financial statements, the combining and individual fund financial statements, and schedules. The statistical section includes selected financial and demographic information, generally presented on a multi-year basis. The governmental auditing standards section includes the auditor's reports on the internal control structure and compliance with applicable laws and regulations.

This report includes all funds of the City of Cayce. The City provides a full range of services, which include police and fire protection; sanitation services; the maintenance of highways, streets, and infrastructure; recreational activities; planning and zoning, in addition to general government activities. The City also has a hospitality tax fund that accounts for tourism related activities. The City owns and operates a municipal water and sewer system serving residents and businesses within its corporate limits and in the territory adjacent thereto. Therefore, this activity also is included in the reporting entity.

GAAP require that management provide a narrative introduction, overview, and analysis to accompany the basic financial statements in the form of Management's Discussion and Analysis (MD&A). This letter of transmittal is designed to complement MD&A and should be read in conjunction with it. The City of Cayce's MD&A can be found immediately following the independent auditors' report.

## **Profile of the Government**

The City of Cayce was incorporated in 1914 and is located along the Congaree River in Lexington and Richland counties. The City is located in the central part of the state, one of the top growth areas of South Carolina.

The City of Cayce currently occupies a land area of 17 square miles and serves a population of 13,781 as of June 30, 2021. The City of Cayce is empowered to levy a property tax on both real and personal properties located within its boundaries. The City also is empowered by state statute to extend its corporate limits by annexation, which occurs periodically when the City Council deems appropriate.

The City of Cayce operates under a council-manager form of government. Policy-making and legislative authority are vested with the City Council comprised of a mayor and four council members. The city council is responsible, among other things, for passing ordinances, adopting the budget, appointing committees, hiring the city administrator, and selecting the independent auditor to audit the city's financial statements. The City Manager is responsible for carrying out the policies and ordinances of the city council, for overseeing the day-to-day operations of the government, and for appointing the heads of various departments. The council is elected on a non-partisan basis. Council members serve four-year staggered terms, with two council members elected every two years. The mayor is elected to serve a four-year term. All four council members are elected by district. The mayor is elected at large.

The annual budget serves as the foundation for the City's financial planning and control. The South Carolina General Statutes require all governmental units to adopt a balanced budget by July 1<sup>st</sup> of each year for all funds for which an annual budget is required. Activities of the General Fund, and the Water and Sewer Utility Fund are budgeted annually. Budget-to-actual comparisons are provided in this report for each governmental fund for which an appropriated budget has been adopted. As demonstrated by the statements and schedules included in the financial section of this report, the City continues to meet its responsibility for sound financial management.

## **Factors Affecting Financial Condition**

The information presented in the financial statements is perhaps best understood when it is considered from the broader perspective of the specific environment within which the City of Cayce operates.

**Local Economy** – The City of Cayce is located near the City of Columbia, the state capital of South Carolina. The City is part of the greater Columbia Metropolitan area which has been experiencing stable economic conditions. The City and its neighbors, the Cities of West Columbia and Columbia, have built a regional park system along the banks of the Congaree River. The portion located in the City is known as the Cayce Riverwalk Park and it is part of the Three Rivers Greenway project. The Riverwalk Park is located from the border of the City of West Columbia to the Timmerman Trail that connects to the Lexington County Recreation and Aging Commission Tennis Center next to I-77. This is a joint effort among several agencies. Dominion Energy has also connected their corporate headquarters to the Cayce Riverwalk through the Timmerman Trail for the enjoyment of their employees and visitors.

The Congaree River has always played a dominant role of strategic importance in Cayce’s development from the early days when barge and boat traffic from the low country were a part of everyday commerce on the river. Cayce became an outpost for this trade. The Cayce Riverwalk Park includes a public nature park along the river with amenities such as lighted boardwalk and concrete walkways, picnic shelters, park benches, and river overlooks with magnificent views of the Columbia skyline. Development on both sides of the river is a driving force in the continuing economic development of the City of Cayce.

In July 2018, the City issued an \$8,000,000 Tax Increment Financing (TIF) Revenue Bond to obtain funds to develop a portion of the City. This is enhancing economic development to include the demolition and redevelopment of parcels along Knox Abbott Drive, electric utility improvements, and street-scaping projects. The Knox Abbott Drive Pedestrian Safety and Traffic Calming project should be completed by the fall of 2021. Expanding the Cayce Riverwalk Park and connecting it with local commercial businesses, along with expanding and upgrading the regional wastewater treatment plan, has positioned the City to participate in the continued economic growth that is occurring in the Columbia Metropolitan area.

Economic development on the 12<sup>th</sup> Street Extension corridor continues. The Lexington County Medical Park that was finished in 2018 continues to add to the City’s tax base and enhance the master plan. The townhome project known as Otarre Point was completed in 2018, adding 299 upscale townhomes, and construction was completed in 2019 on a 100-unit Marriott Hotel. An approximately 60-acre tract of land, referred to as Southern Commons, has sold and is currently under plans for a combination of retail, entertainment, office, and residential land uses, with an estimated investment of \$65 million. A development of this type and size will serve as a catalyst for the development of the surrounding area and supporting corridors. Construction on the Matheson Gas and Liquid Oxygen facility has been completed and is currently operational. This company will be supporting CMC Steel and will help to grow the property tax and business license base. Other interests on the 12th Street extension include a rehabilitation center that will house 44 beds our 12,000-year history park.

Permitting and construction of a 22-unit upscale single-family housing development called Congaree Bluff, off Axtell Drive along the River is almost complete with the majority of homes already sold. In December 2019 Steel Hands Brewery opened. This is an on-premises brewery and restaurant that manufactures their own brand of beer to sell to the public and to other commercial businesses in the area. Their production and sales are continuing to grow rapidly.

The Southern First Bank building at the corner of Knox Abbott Dr. and Axtell Dr. was the first development in the proposed “The Brickworks” project that has been developed and built by Brickworks Associates, LLC. New construction associated with this project could total \$40 million and include 300,000 square feet of office, retail, and residential construction that will extend to the Congaree River and tie into the Cayce Riverwalk. An upscale apartment community similar to Advenir at One Eleven, called Indigo at Brickworks, is complete and is ninety percent occupied. We were also happy to see a new Starbucks coffee shop open on Knox Abbott. We believe this will help encourage new restaurants and will continue to enhance the Knox Abbott corridor. We continue to see more vacant and underutilized buildings being rehabbed and occupied along Knox Abbott.

The City of Cayce has established and is now developing a River Arts District to encourage an artist community and revitalize the historic downtown State Street area. In the past several years, five new businesses have moved to State Street, a multi-purpose Art Lot has been developed, buildings are being restored and many pieces of public art, funded predominantly by third-party grants, have been installed. Its growth is expected to rapidly continue as we receive great interest from businesses wishing to relocate here.

Other known projects include the Saxe Gotha Industrial Park that Lexington County is continuing to expand in the unincorporated area abutting Cayce City Limits. The City of Cayce has agreements in place to provide water and sewer service to the industrial park. This more than 400-acre industrial park is being developed off 12th Street and will extend almost to the 12th Street interchange of Interstate 77 at Exit 2. Lexington County has expanded 12th Street to four lanes to accommodate the expected growth.

As most know, Amazon has a distribution center within the Industrial Park and, though not within the City of Cayce, is having a beneficial impact on Cayce and the surrounding area. Nephron, a pharmaceutical company built within the Industrial Park, has also helped maintain great water and sewer sales, and is currently under a large expansion.

The City continues providing water and sewer service to the South Carolina State Farmer's Market. The farmer's market, relocated from Bluff Road in Richland County (across the street from USC's William Brice Stadium) to Lexington County on US Highway 321, and continues to experience growth.

To better position the City for residential growth, the City commissioned a housing study in 2020 to identify trends in housing. This study outlined current demographic data, assessed housing demand and supply and recommended policies that is helping Council make decisions on how to grow wisely, all while protecting the integrity and attractiveness of our existing neighborhoods.

**Long-Term Financial Planning** – Revenue forecasts for the next several years suggests that new residential and commercial construction and continued economic growth throughout the City and region will keep pace with the operational needs of the various departments. To help provide the highest standards for our residents, the City Council did implement a Hospitality Tax that is being used for the upkeep and expansion of our Parks system.

The City continues to promote tourism with the Cayce Riverwalk Park on the Congaree River through the extension of the Parkway to I-77. The City partnered with the River Alliance, Department of Natural Resources, S C Parks Recreation and Tourism, Lexington County and SCANA Corp to establish the "12,000 Year History Park". This should continue to attract local economic interest and grow the City's tourism.

**Financial Information** – Management of the government is responsible for establishing and maintaining an internal control structure designed to ensure that the assets of the government are protected from loss, theft or misuse and to ensure that adequate accounting data are compiled to allow for the preparation of financial statements in conformity with generally accepted accounting principles. The internal control structure is designed to provide reasonable, but not absolute, assurance that these objectives are met. The concept of reasonable assurance recognizes that: 1) The cost of a control should not exceed the benefits likely to be derived; and 2) the valuation of costs and benefits requires estimates and judgments by management.

**Budgeting Controls** – In addition, the government maintains budgetary controls. The objective of these budgetary controls is to ensure compliance with legal provisions embodied in the annual appropriated budget approved by the government's governing body. Activities of the general fund only are included in the annual appropriated budget. The level of budgetary control (that is, the level at which expenditures cannot legally exceed the appropriated amount) is established by function and activity within an individual fund. The government also maintains an encumbrance accounting system as one technique of accomplishing budgetary control.

The City Ordinances also provide for a non-appropriated budget for the proprietary and special revenue funds to facilitate the management review and approval process. As demonstrated by the statements and schedules included in the financial section of this report, the government continues meeting its responsibility for sound financial management.

**Proprietary Operations** – The government’s enterprise operation is comprised of the water and sewer utility system. Several of the government’s major initiatives directly relate to the water and sewer activities. The demand for housing in the City’s water service area is at an all-time high, resulting in the construction of many new housing developments and an increased demand on water services.

**Cash Management Policies and Practices** – The government’s investment policy is to minimize credit and market risks while maintaining a competitive yield on its portfolio. Accordingly, deposits were either insured by federal depository insurance or collateralized. All collateral on deposits was held either by the government, its agent or a financial institution’s trust department in the government’s name. It is the policy of the City of Cayce to hold investments to maturity.

**Risk Management** – The City maintains an employee health insurance plan for all full-time employees through the South Carolina Public Employee Benefit Authority (PEBA), which is a state funded insurance program administered by Blue Cross / Blue Shield of South Carolina and workmen’s compensation insurance through a municipal pool, the South Carolina Municipal Insurance Trust (SCMIT). Specific excess insurance, such as liability insurance, is provided through the South Carolina Municipal Insurance and Risk Financing Fund (SCMIRF).

#### **Other Information**

**Awards** – The Government Finance Officers Association of the United States and Canada (GFOA) awarded a Certificate of Achievement for Excellence in Financial Reporting to the City of Cayce, South Carolina for its annual comprehensive financial report (ACFR) for the fiscal year ended June 30, 2020. The Certificate of Achievement is the highest form of recognition for excellence in state and local government financial reporting. In order to be awarded a Certificate of Achievement, a government unit must publish an easily readable and efficiently organized comprehensive annual financial report, whose contents conform to program standards. Such ACFR must satisfy both generally accepted accounting principles and applicable legal requirements. A Certificate of Achievement is valid for a period of one year only. We believe our current report continues to conform to the Certificate of Achievement Program requirements and are submitting it to the GFOA.

**Acknowledgments** – The preparation of the annual comprehensive financial report on a timely basis was made possible by the dedicated service of the entire staff and finance department. Each member of the department has our sincere appreciation for the contributions made in preparation of this report.

In closing, without the leadership and support of the Mayor and City Council, preparation of this report would not have been possible. We gratefully acknowledge the role played by the governing body.

Sincerely,



Kelly McMullen, CGFO  
City Treasurer



Tracy Hegler, AICP  
City Manager





Government Finance Officers Association

Certificate of  
Achievement  
for Excellence  
in Financial  
Reporting

Presented to

**City of Cayce  
South Carolina**

For its Annual Comprehensive  
Financial Report  
For the Fiscal Year Ended

June 30, 2020

*Christopher P. Morill*

Executive Director/CEO

**CAYCE CITY COUNCIL**

**Elise Partin, Mayor**

**COUNCIL MEMBERS**

**James E. Jenkins, Mayor Pro-Tempore**

**Phil Carter**

**Tim James**

**Hunter Sox**

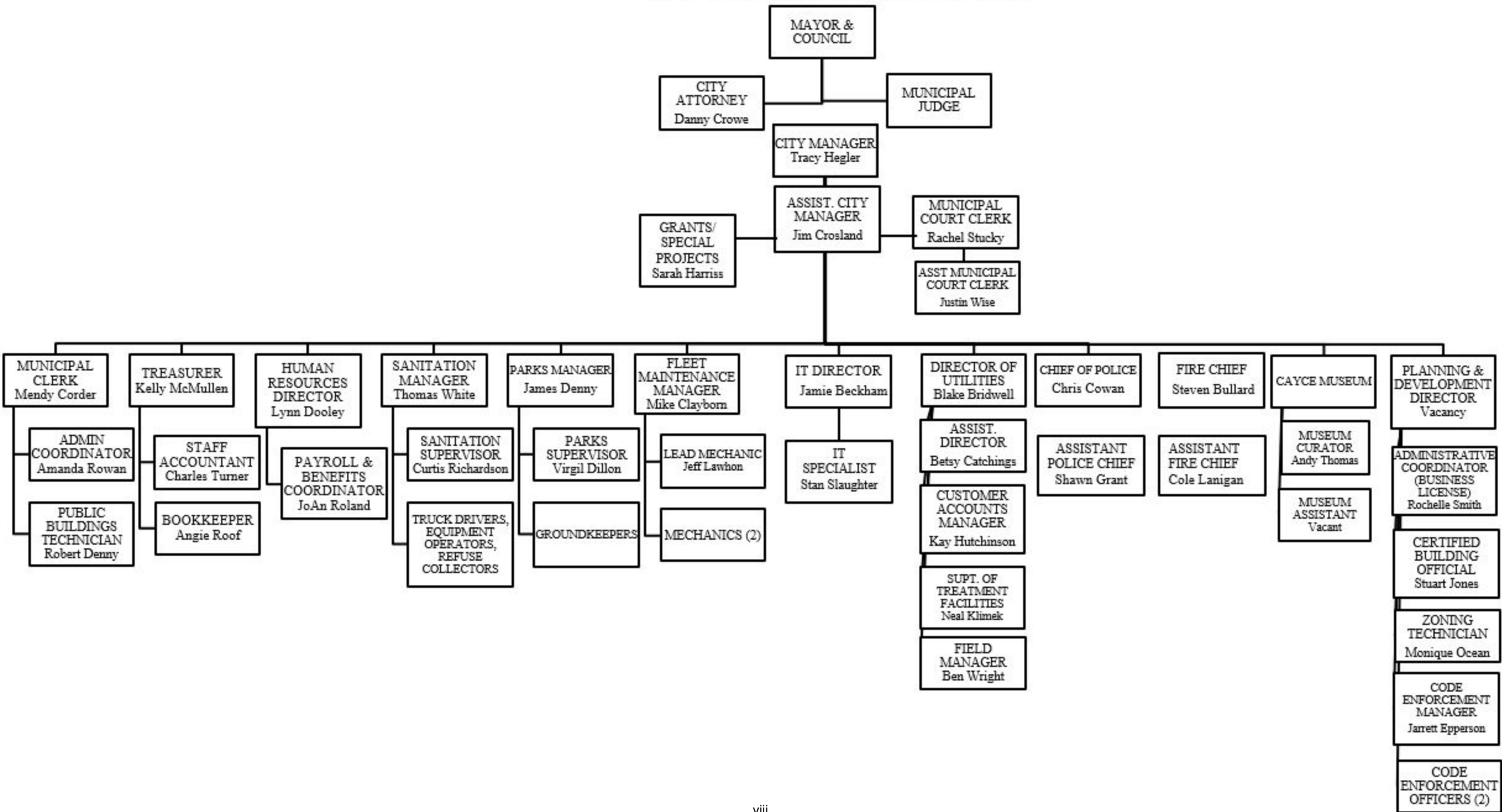
**CITY ADMINISTRATION**

**Tracy Hegler, AICP, City Manager**

**James E. Crosland, Assistant City Administrator**

**Kelly McMullen, CGFO, City Treasurer**

## 2022 City of Cayce Organizational Chart





City of Cayce, South Carolina

F  
I  
N  
A  
N  
C  
I  
A  
L  
  
S  
E  
C  
T  
I  
O  
N



## INDEPENDENT AUDITOR'S REPORT

---

**The Honorable Mayor and Members  
of the City Council  
Cayce, South Carolina**

### **Report on the Financial Statements**

We have audited the accompanying financial statements of the governmental activities, the business-type activities, each major fund, and the aggregate remaining fund information of the **City of Cayce, South Carolina** (the "City"), as of and for the year ended June 30, 2021, and the related notes to the financial statements, which collectively comprise the City's basic financial statements as listed in the table of contents.

### ***Management's Responsibility for the Financial Statements***

Management is responsible for the preparation and fair presentation of these financial statements in accordance with accounting principles generally accepted in the United States of America; this includes the design, implementation, and maintenance of internal control relevant to the preparation and fair presentation of financial statements that are free from material misstatement, whether due to fraud or error.

### ***Auditor's Responsibility***

Our responsibility is to express opinions on these financial statements based on our audit. We conducted our audit in accordance with auditing standards generally accepted in the United States of America and the standards applicable to financial audits contained in *Government Auditing Standards*, issued by the Comptroller General of the United States. Those standards require that we plan and perform the audit to obtain reasonable assurance about whether the financial statements are free from material misstatement.

An audit involves performing procedures to obtain audit evidence about the amounts and disclosures in the financial statements. The procedures selected depend on the auditor's judgment, including the assessment of the risks of material misstatement of the financial statements, whether due to fraud or error. In making those risk assessments, the auditor considers internal control relevant to the entity's preparation and fair presentation of the financial statements in order to design audit procedures that are appropriate in the circumstances, but not for the purpose of expressing an opinion on the effectiveness of the entity's internal control. Accordingly, we express no such opinion. An audit also includes evaluating the appropriateness of accounting policies used and the reasonableness of significant accounting estimates made by management, as well as evaluating the overall presentation of the financial statements.

We believe that the audit evidence we have obtained is sufficient and appropriate to provide a basis for our audit opinions.

---

**Opinions**

In our opinion, the financial statements referred to above present fairly, in all material respects, the respective financial position of the governmental activities, the business-type activities, each major fund, and the aggregate remaining fund information of the City as of June 30, 2021, and the respective changes in financial position and, where applicable, cash flows thereof for the year then ended in accordance with accounting principles generally accepted in the United States of America.

**Emphasis of a Matter**

As described in Note 13 to the financial statements, in 2021, the City adopted new accounting guidance, GASBS 84, *Fiduciary Activities*, as of July 1, 2020. Our opinion is not modified with respect to this matter.

**Other Matters*****Required Supplementary Information***

Accounting principles generally accepted in the United States of America require that the Management's Discussion and Analysis (on pages 4 through 10), the budgetary comparison for the General Fund (on page 74), the Schedule of Changes in the City's Total OPEB Liability and Related Ratios (on page 76), the Schedule of the City's Proportionate Share of the Net Pension Liability (on page 77), and the Schedule of the City's Contributions (on pages 78 and 79), and be presented to supplement the basic financial statements. Such information, although not a part of the basic financial statements, is required by the Governmental Accounting Standards Board who considers it to be an essential part of financial reporting for placing the basic financial statements in an appropriate operational, economic, or historical context. We have applied certain limited procedures to the required supplementary information in accordance with auditing standards generally accepted in the United States of America, which consisted of inquiries of management about the methods of preparing the information and comparing the information for consistency with management's responses to our inquiries, the basic financial statements, and other knowledge we obtained during our audit of the basic financial statements. We do not express an opinion or provide any assurance on the information because the limited procedures do not provide us with sufficient evidence to express an opinion or provide any assurance.

***Other Information***

Our audit was conducted for the purpose of forming opinions on the financial statements that collectively comprise the City's basic financial statements. The introductory section, the combining and individual nonmajor fund financial statements and schedules, the enterprise fund budget and actual schedules, and statistical section are presented for purposes of additional analysis and are not a required part of the basic financial statements. The Uniform Schedule of Court Fines, Assessments and Surcharges (per ACT 96) is presented for purposes of additional analysis as required by the State of South Carolina, and is not a required part of the basic financial statements.

---

The combining and individual nonmajor fund financial statements and schedules, the enterprise fund budget and actual schedules, and the Uniform Schedule of Court Fines, Assessments and Surcharges (per ACT 96) are the responsibility of management and were derived from and relate directly to the underlying accounting and other records used to prepare the basic financial statements. Such information has been subjected to the auditing procedures applied in the audit of the basic financial statements and certain additional procedures, including comparing and reconciling such information directly to the underlying accounting and other records used to prepare the basic financial statements or to the basic financial statements themselves, and other additional procedures in accordance with auditing standards generally accepted in the United States of America. In our opinion, the combining and individual nonmajor fund financial statements and schedules, the enterprise fund budget and actual schedules, and the Uniform Schedule of Court Fines, Assessments and Surcharges (per ACT 96) are fairly stated, in all material respects, in relation to the basic financial statements as a whole.

The introductory and statistical sections have not been subjected to auditing procedures applied in the audit of the basic financial statements, and accordingly, we do not express an opinion or provide any assurance on them.

**Other Reporting Required By Government Auditing Standards**

In accordance with *Government Auditing Standards*, we have also issued our report dated August 29, 2022, on our consideration of the City's internal control over financial reporting and on our tests of its compliance with certain provisions of laws, regulations, contracts and grant agreements and other matters. The purpose of that report is solely to describe the scope of our testing of internal control over financial reporting and compliance and the results of that testing, and not to provide an opinion on the effectiveness of the City's internal control over financial reporting or on compliance. That report is an integral part of an audit performed in accordance with *Government Auditing Standards* in considering the City of Cayce, South Carolina's internal control over financial reporting and compliance.



Columbia, South Carolina  
August 29, 2022

# City of Cayce, SC

## Management's Discussion and Analysis

The City of Cayce's discussion and analysis offers readers of the City's financial statements a narrative overview and analysis of the City's financial activities for the fiscal year ended June 30, 2021. We encourage readers to consider the information presented here in conjunction with additional information that we have furnished in our letter of transmittal, in the financial statements and the notes to the financial statements.

### Financial Highlights

- The City of Cayce's total assets and deferred outflows exceeded its total liabilities and deferred inflows on June 30, 2021 by \$110,628,941 (net position). The City's total net position increased \$425,114 with an increase of \$936,644 from governmental activities and a decrease of \$511,530 resulting from business-type activities.
- The City's total assets decreased \$2,624,531 over the prior year. This is mainly due to the City proactively pausing new large capital purchases during the uncertainty arising from the coronavirus pandemic. The City has many ongoing capital projects and infrastructure upgrades.
- The City's total liabilities decreased \$2,509,572 from the prior year. Although the City's net pension liability increased significantly, this decrease is mostly attributable to debt retirement during the fiscal year.
- The City's governmental fund balance sheet reported a combined ending fund balance of \$14,145,407, an increase of \$2,508,174 from the previous fiscal year. Of this amount, \$7,750,658 is unassigned.
- The General Fund reported actual revenues of \$1,061,875 over budget and expenditures under budgeted appropriations by \$200,173. General Fund expenditures includes \$384,304 in capital outlay for projects funded by bond proceeds, as well as \$344,201 in debt service.
- The City's governmental fund's total long-term debt decreased by \$3,965,418 for the current fiscal year. The main reason for the decrease of the governmental outstanding long-term debt is the retirement of debt through debt service payments.

### Overview of the Financial Statements

This discussion and analysis is intended to serve as an introduction to the City of Cayce's basic financial statements. The basic financial statements are comprised of three components: 1) governmentwide financial statements, 2) fund financial statements and 3) notes to the financial statements. This report also contains other supplementary information in addition to the basic financial statements themselves.



## **Overview of the Financial Statements (continued)**

**Government-wide financial statements** – The government-wide financial statements are designed to provide readers with a broad overview of the City’s finances in a manner similar to a private-sector business. The statement of net position presents information on all the City’s assets, liabilities, and deferred inflows/outflows of resources with the difference between them being reported as net position. Over time, increases or decreases in net position may serve as a useful indicator of whether the financial position of the City is improving or deteriorating. The statement of activities presents information showing how the City’s net position changed during the most recent fiscal year. All changes in net position are reported as soon as the underlying event giving rise to the change occurs, regardless of the timing of related cash flows. Thus, revenues and expenses are reported in this statement for some items that will result in cash flows in future fiscal periods (uncollected taxes and earned but unused vacation leave).

Both of the government-wide financial statements distinguish functions of the City of Cayce that are principally supported by taxes and intergovernmental revenues (governmental activities) from other functions that are intended to recover all or a significant portion of their costs through user fees and charges (business-type activities). The City’s governmental activities include general administration, police, fire, public works, and hospitality tax. The City’s business-type activities include a water and sewer utility system.

The government-wide financial statements can be found on pages 11-12 of this report.

**Fund financial statements** – A fund is a grouping of related accounts that is used to maintain control over resources that have been segregated for specific activities or objectives. The City of Cayce, like other state and local governments, uses fund accounting to ensure and demonstrate compliance with finance-related legal requirements. All the funds of the City can be divided into three categories: governmental funds, proprietary funds, and fiduciary funds.

**Governmental funds** – Governmental funds are used to account for essentially the same functions reported as governmental activities in the government-wide financial statements. However, unlike the government-wide financial statements, governmental fund financial statements focus on near-term inflows and outflows of spendable resources, as well as on balances of spendable resources available at the end of the fiscal year. Such information may be useful in evaluating a government’s near-term financing requirements.

Because the focus of governmental funds is narrower than that of the government-wide financial statements, it is useful to compare the information presented for governmental funds with similar information presented for governmental activities in the government-wide financial statements. By doing so, readers may better understand the long-term impact of the government’s near-term financing decisions. Both the governmental funds balance sheet and the governmental funds statement of revenues, expenditures and changes in fund balances provide a reconciliation to facilitate this comparison between governmental funds and governmental activities.

The City of Cayce maintained two major governmental funds during the fiscal year 2020-2021. Information is presented in the governmental funds balance sheet and in the governmental funds statement of revenues, expenditures, and changes in fund balances for the General Fund and Capital Projects Fund which are both major funds.

The City of Cayce adopts an annual appropriated budget for its General fund. Budgetary comparison statements have been provided for this fund to demonstrate compliance with the budget.

The basic governmental fund financial statements can be found on pages 13-16 of this report.

## **Overview of the Financial Statements (continued)**

**Proprietary funds** – The City of Cayce maintains one type of proprietary fund. Enterprise funds are used to report the same functions presented as business-type activities in the government-wide financial statements. The City uses enterprise funds to account for its water and sewer utility system.

Financial statements of proprietary funds provide the same type of information as the government-wide financial statements, but in greater detail. The proprietary fund financial statements provide separate information for the City of Cayce’s water and sewer utility system, which is considered to be a major fund of the City.

The basic proprietary fund financial statements can be found on pages 17-20 of this report

**Fiduciary funds** – The City acts as agent, or fiduciary, for other resources. The City is responsible for ensuring that the assets reported in these funds are used for their intended purposes. All of the City’s fiduciary activities are reported in a separate statement of fiduciary net position. We exclude these activities from the City’s government-wide financial statements because the City cannot use these assets to finance its operations.

The fiduciary fund financial statements can be found on page 21-22 of this report.

**Notes to the financial statements** – The notes provide additional information that is essential to a full understanding of the data provided in the government-wide and fund financial statements.

The notes to the financial statements can be found on pages 23-73 of this report.

## **Government-wide Financial Analysis**

The government-wide financial statements are provided as part of the approach mandated by the GASB, which sets the uniform standards for presenting government financial reports. These reports provide complete comparative information as summarized in this Management’s Discussion and Analysis. As noted earlier, net position may serve over time as a useful indicator of a government’s financial position. In the case of City of Cayce, assets exceeded liabilities by \$110,628,941 at the close of the most recent fiscal year. The City’s increase in net position for this fiscal year amounts to \$425,114.

The following page is a ‘condensed’ Statement of Net Position at June 30, 2021, which depicts the major components of the City’s assets, deferred outflows, liabilities, and net position (with comparative amounts for June 30, 2020).

## Government-wide Financial Analysis (continued)

	Governmental Activities		Business-Type Activities		Total	
	2021	2020	2021	2020	2021	2020
Current assets and other	15,730,599	\$13,523,879	19,220,638	\$17,857,229	34,951,237	31,381,108
Capital assets, net	22,530,106	23,555,547	140,230,636	145,399,855	162,760,742	168,955,402
Total assets	38,260,705	37,079,426	159,451,274	163,257,084	197,711,979	200,336,510
Deferred outflows	4,050,740	3,188,686	2,118,511	1,606,483	6,169,251	4,795,169
Total assets and deferred outflows	42,311,445	40,268,112	161,569,785	164,863,567	203,881,230	205,131,679
Long-term liabilities	25,082,621	24,595,104	60,174,045	62,854,648	85,256,666	87,449,752
Other liabilities	2,173,985	2,309,946	4,319,055	4,499,580	6,493,040	6,809,526
Total liabilities	27,256,606	26,905,050	64,493,100	67,354,228	91,749,706	94,259,278
Deferred Inflows	1,205,112	449,979	297,471	218,595	1,502,583	668,574
Net Position						
Net Investment in capital assets	16,250,911	16,893,546	86,040,717	87,328,355	102,291,628	104,221,901
Restricted	3,709,498	5,129,365	9,949,968	9,949,968	13,659,466	15,079,333
Unrestricted	(6,110,682)	(9,109,828)	788,529	12,421	(5,322,153)	(9,097,407)
Total net position	\$13,849,727	\$12,913,083	\$96,779,214	\$97,290,744	\$110,628,941	\$110,203,827

An additional portion of the City's net position represents resources that are restricted as to how they may be used. The remaining balance of unrestricted assets may be used to meet the government's ongoing obligations to citizens, creditors, and customers within the respective governmental and business-type activities. At the end of the current fiscal year, the City of Cayce is able to report positive balances in both categories of net position as a whole and individually within the governmental and business-type activities.

The changes in net position displayed below shows the governmental and business-type activities during the fiscal year. The increase in entity-wide net position is due to both the governmental activities revenues being in excess over expenses. Charges for services and property taxes exceeded budgeted revenues in governmental activities due to an increase in tax assessments. Planning and Development was the main contributor to actual expenses being under budgeted expenses. The major difference in total expenses from the prior year is directly related to the overall changes in the net pension obligation. Business-type activities experienced an increase of approximately 0.60% in operating revenues from the prior year. This increase is mainly attributed to growth, as there were no increases in water and sewer rates from the prior fiscal year. Total business-type expenses increased by roughly \$3,022,742 over the prior year. This is mainly due to increases in all operating expense categories.

## Government-wide Financial Analysis (continued)

	Governmental Activities		Business-Type Activities		Total	
	2021	2020	2021	2020	2021	2020
<b>Revenues</b>						
Property taxes	\$ 5,349,779	\$4,710,174	-	-	5,349,779	4,710,174
Accommodation and hospitality taxes	1,599,060	1,524,269	-	-	1,599,060	1,524,269
Licenses and permits	4,783,945	4,883,608	-	-	4,783,945	4,883,608
Fines and forfeitures	130,123	180,781	-	-	130,123	180,781
State shared revenue	599,217	498,301	-	-	599,217	498,301
Charges for services	1,459,390	1,522,842	19,401,534	18,987,250	20,860,924	20,510,092
Grants and other	3,166,386	841,506	786,230	1,678,345	3,952,616	2,519,851
Interest Income	1,454	17,794	2,089	42,162	3,543	59,956
Total revenues	<u>17,089,354</u>	<u>14,179,275</u>	<u>20,189,853</u>	<u>20,707,757</u>	<u>37,279,207</u>	<u>34,887,032</u>
<b>Expenses</b>						
General Government	2,306,703	1,129,363	-	-	2,306,703	1,129,363
Public safety	8,198,600	8,437,530	-	-	8,198,600	8,437,530
Public works	1,830,793	1,434,404	-	-	1,830,793	1,434,404
Community relations	134,957	143,078	-	-	134,957	143,078
Planning and development	1,003,320	1,484,292	-	-	1,003,320	1,484,292
Parks and museum	1,008,511	936,572	-	-	1,008,511	936,572
Interest	257,668	286,664	-	-	257,668	286,664
Depreciation	1,412,158	1,456,515	-	-	1,412,158	1,456,515
Water and sewer utility	-	-	20,701,383	18,706,287	20,701,383	18,706,287
Total expenses	<u>16,152,710</u>	<u>15,308,418</u>	<u>20,701,383</u>	<u>18,706,287</u>	<u>36,854,093</u>	<u>34,014,705</u>
Increase (decrease) in net position	936,644	(1,129,143)	(511,530)	2,001,470	425,114	872,327
Net Position - July 1	<u>12,913,083</u>	<u>14,042,226</u>	<u>97,290,744</u>	<u>95,289,274</u>	<u>110,203,827</u>	<u>109,331,500</u>
Net Position - June 30	<u>\$ 13,849,727</u>	<u>\$ 12,913,083</u>	<u>\$ 96,779,214</u>	<u>\$ 97,290,744</u>	<u>\$ 110,628,941</u>	<u>\$ 110,203,827</u>

## Financial Analysis of City of Cayce Funds

As noted earlier, the City of Cayce utilizes fund accounting to ensure and demonstrate compliance with finance-related legal requirements.

**Governmental Funds** – The focus of the city’s governmental funds is to provide information on near-term inflows, outflows, and balances of spendable resources. Such information is useful in assessing the city’s financing requirements. In particular, unassigned fund balance may serve as a useful measure of a government’s net resources available for spending at the end of the fiscal year.

As of June 30, 2021, the City of Cayce governmental funds reported combined fund balances of \$14,145,407 an increase of \$2,508,174 from prior year balances. Fifty-five percent (55%) of this total amount constitutes unassigned fund balance, which is available for spending at the City’s discretion.

## **Financial Analysis of City of Cayce Funds (Continued)**

The remainder of the fund balance is split between a nonspendable amount of \$146,388 and \$5,143,214 being restricted that is not available for new spending, since it has already been restricted for specific purposes.

The General Fund is the primary operating fund of the City. On June 30, 2021, the total fund balance in the general fund was \$8,924,876. The General Fund balance increased by \$1,239,908 during the current fiscal year. This increase is mainly a result of property taxes and business license fees exceeding budgeted projections. Also, actual expenditures were under budget in several expenditure categories.

**Proprietary Funds** – The City’s Proprietary Fund provides the same type of information found in the government-side financial statements, but with greater detail. On June 30, 2021, total net position of the Water and Sewer Utility System amount to \$96,779,214 as compared to a balance of \$97,290,744 at June 30, 2020. The decrease in net position of \$511,530 for the current fiscal year is due mainly to a decrease in capacity charges and an overall increase in operating costs.

### **General Fund Highlights**

A budget to actual statement is provided for the General Fund. Columns for both the original budget adopted for fiscal year 2021 as well as the final budget are presented. Quarterly budget amendments and supplemental appropriations were approved during the 2020-2021 budget year. There was an overall increase of approximately \$150,000 between the original budget and the final amended budget.

The General Fund current year revenues of \$13,671,781 before other financing sources exceeded prior year revenues of \$11,743,390 before other financing sources. This is mainly due to increased property tax assessments, franchise, and business license taxes. Expenditures in the current year were \$14,035,158 before other uses, which exceeded prior year expenditures of \$12,889,538. Expenditures increased mainly as a result of increased operating costs in the current fiscal year. The City budgeted estimated proceeds from the sale of assets in the amount of \$360,000.

### **Capital Assets and Debt Administration**

**Capital assets** – The City of Cayce’s investments in capital assets for its governmental and business-type activities as of June 30, 2021, amounts to \$162,388,327 (net accumulated depreciation). This investment in capital assets includes land, buildings, improvements, machinery, and equipment. Major capital asset events in the current year included the following:

- In order for the City of Cayce to meet the needs of its citizens and continue to provide high quality services, the City purchased a new automated side loader sanitation truck at \$251,595.
- The City has multiple water and sewer capital projects in progress, which accounts for an increase in non-departmental expenses.
- The City is issued the Series 2020 Bonds in July 2020 to refund the City’s Water and Sewer System Improvement Revenue Bond, Series 2009 and the Water and Sewer System Improvement Revenue Bond, Series 2015. This refunding is expected to secure net savings in the amount of \$1,157,406.

**Long-Term Debt** – At the end of the current fiscal year, the City of Cayce had total bonded debt outstanding of \$62,212,782, consisting of tax increment financing (TIF) bonds totaling \$7,113,068, Revenue bonds totaling \$31,078,024 and State Revolving Fund (SRF) loans totaling \$23,207,138. The City also had installment purchase notes totaling \$579,843 for Governmental Activities at June 30, 2021.

## **Capital Assets and Debt Administration (Continued)**

The TIF bonds outstanding debt is secured by the incremental property tax revenues generated within the Redevelopment District, as well as a pledge of Net Revenues from the Water and Sewer Utility System resulting in a junior lien of the Water and Sewer Utility. The outstanding balance of the revenue bonds is secured by a pledge of the gross revenue of the Water and Sewer Utility System..

The net pension liability was introduced in fiscal year 2014-2015 with the adoption of GASB Stmt. No. 68 and represents the long-term liabilities for payments to retirees, net of the City's current pension investments. For additional information concerning the City's outstanding debt as of June 30, 2021, please see Notes 1(Q) and 8 in the Notes to the Financial Statements. In the fiscal year 2017-2018, GASB No. 75 was implemented and represents the long-term liabilities associated with the City's other post-employment benefits (OPEB) plan. For additional information concerning this plan, please see Notes 1(R) and 9.

## **Economic Factors and Next Year's Budgets and Rates**

- In December 2019, an outbreak of a novel strain of coronavirus (COVID-19) originated in Wuhan, China and has since spread to other countries, including the U.S. On March 11, 2020, the World Health Organization characterized COVID-19 as a pandemic. In addition, multiple jurisdictions in the U.S. have declared a state of emergency. It is anticipated that these impacts will continue for some time. There has been no immediate impact to the City's operations at this time. Future potential impacts are unknown.
- Higher than normal unemployment rates, along with the increased pandemic regulations on local business may cause decreased revenues or business closings in the City.

The factors were taken into account when adopting the general fund budget for 2021-2022. Amounts available for appropriation in the general fund budget are \$15,326,977, an increase of roughly \$1.5 million from the final 2021 budget of \$13,769,942. It should be noted that the appropriated budget for 2022 includes \$341,180 in budgeted revenues to service current installment purchase obligations of the City, as well as an additional installment purchase planned in the amount of \$429,034.

Property tax revenues for the coming year are projected to increase due to growth through improving economic conditions and overall assessments. The City will monitor economic conditions closely and make necessary budget adjustments as deemed appropriate.

Budgeted expenditures for 2022 have increased over the actual 2021 expenditures due mainly to increases in operating costs. The City does not anticipate entering into any major land acquisitions for economic development purposes in fiscal year 2021-2022.

The City plans to upgrade its Supervisory Control and Data Acquisition (SCADA) software for the Water and Sewer Utility system to ensure the safety and security of its water treatment facilities, as well as safeguard the City's ability to provide clean drinking water to its customers.

## **Requests for Information**

This financial report is designed to provide our citizens, taxpayers, and creditors with a general overview of the City's finances and to demonstrate the City's accountability for the money it receives. If you have questions about this report or need additional financial information, contact Kelly McMullen, GFOASC, City of Cayce, Treasurer.

## **BASIC FINANCIAL STATEMENTS**

# CITY OF CAYCE, SOUTH CAROLINA

## STATEMENT OF NET POSITION

JUNE 30, 2021

	<b>Governmental Activities</b>	<b>Business-type Activities</b>	<b>Total</b>
<b>ASSETS</b>			
<b>CURRENT ASSETS</b>			
Cash and cash equivalents	\$ 10,958,203	\$ 6,121,608	\$ 17,079,811
Accounts receivables, net	923,902	2,663,079	3,586,981
Note receivable - current portion	-	20,039	20,039
Internal balances	21,606	(21,606)	-
Inventory	64,753	231,828	296,581
Prepaid items	81,635	36,953	118,588
Restricted cash and cash equivalents	3,680,500	10,168,737	13,849,237
Total current assets	<u>15,730,599</u>	<u>19,220,638</u>	<u>34,951,237</u>
<b>NONCURRENT ASSETS</b>			
Capital assets, non-depreciable	8,039,113	1,156,414	9,195,527
Capital assets, net of accumulated depreciation	14,470,993	138,721,807	153,192,800
Other assets, net of accumulated amortization	20,000	352,415	372,415
Total noncurrent assets	<u>22,530,106</u>	<u>140,230,636</u>	<u>162,760,742</u>
Total assets	<u>38,260,705</u>	<u>159,451,274</u>	<u>197,711,979</u>
<b>DEFERRED OUTFLOWS OF RESOURCES</b>			
Deferred outflows related to pensions	3,580,840	1,332,995	4,913,835
Deferred outflows related to OPEB	469,900	103,149	573,049
Deferred refunding charges	-	682,367	682,367
Total deferred outflows of resources	<u>4,050,740</u>	<u>2,118,511</u>	<u>6,169,251</u>
Total assets and deferred outflows of resources	<u>\$ 42,311,445</u>	<u>\$ 161,569,785</u>	<u>\$ 203,881,230</u>
<b>LIABILITIES</b>			
<b>CURRENT LIABILITIES</b>			
Accounts payable	\$ 1,212,375	\$ 723,486	\$ 1,935,861
Accrued salaries and related expenses	158,356	73,564	231,920
Accrued compensated absences - current portion	160,358	96,122	256,480
Accrued interest payable	10,352	224,032	234,384
Other liabilities	-	778	778
Customer deposits	46,233	59,764	105,997
Installment purchase contracts payable - current portion	271,311	234,709	506,020
Revenue bonds and loans payable - current portion	315,000	2,906,600	3,221,600
Total current liabilities	<u>2,173,985</u>	<u>4,319,055</u>	<u>6,493,040</u>
<b>LONG-TERM LIABILITIES</b>			
Accrued compensated absences	270,630	81,487	352,117
Unearned revenue - future capacity charges and credits	-	582,370	582,370
Installment purchase contracts payable	308,532	-	308,532
Revenue bonds and loans payable	6,798,068	51,378,562	58,176,630
Net pension liability	16,241,244	7,807,353	24,048,597
Total other post-employment benefit (OPEB) liability	1,464,147	324,273	1,788,420
Total long-term liabilities	<u>25,082,621</u>	<u>60,174,045</u>	<u>85,256,666</u>
Total liabilities	<u>27,256,606</u>	<u>64,493,100</u>	<u>91,749,706</u>
<b>DEFERRED INFLOWS OF RESOURCES</b>			
Deferred inflows related to pensions	54,846	44,973	99,819
Deferred inflows related to OPEB	1,150,266	252,498	1,402,764
Total deferred inflows of resources	<u>1,205,112</u>	<u>297,471</u>	<u>1,502,583</u>
<b>NET POSITION</b>			
Net investment in capital assets	16,250,911	86,040,717	102,291,628
Restricted:			
Debt service	2,551,993	9,406,448	11,958,441
Tourism and community development	1,103,011	-	1,103,011
Law enforcement	19,565	-	19,565
ABC permit activities	34,929	-	34,929
Pension and employee benefits	-	543,520	543,520
Unrestricted	<u>(6,110,682)</u>	<u>788,529</u>	<u>(5,322,153)</u>
Total net position	<u>13,849,727</u>	<u>96,779,214</u>	<u>110,628,941</u>
Total liabilities, deferred inflows of resources and net position	<u>\$ 42,311,445</u>	<u>\$ 161,569,785</u>	<u>\$ 203,881,230</u>

The accompanying notes are an integral part of these financial statements.



**CITY OF CAYCE, SOUTH CAROLINA**

**STATEMENT OF ACTIVITIES  
FOR THE FISCAL YEAR ENDED JUNE 30, 2021**

Functions/Programs	Expenses	Program Revenues			Net (Expenses) Revenues and Changes in Net Position		
		Charges for Services	Operating Grants and Contributions	Capital Grants and Contributions	Governmental Activities	Business-type Activities	Total
Governmental activities:							
General government	\$ 1,157,105	\$ 6,887	\$ 2,464,962	\$ -	\$ 1,314,744	\$ -	\$ 1,314,744
Information technology	351,880	-	-	-	(351,880)	-	(351,880)
Finance	346,966	-	-	-	(346,966)	-	(346,966)
Public safety	8,198,600	521,654	203,247	-	(7,473,699)	-	(7,473,699)
Public works	1,830,793	1,060,972	10,445	-	(759,376)	-	(759,376)
Planning and community development	1,138,277	-	22,078	-	(1,116,199)	-	(1,116,199)
Parks and museum	1,008,511	-	845	-	(1,007,666)	-	(1,007,666)
Garage	450,752	-	-	-	(450,752)	-	(450,752)
Depreciation (unallocated)	1,412,158	-	-	-	(1,412,158)	-	(1,412,158)
Interest	257,668	-	-	-	(257,668)	-	(257,668)
Total governmental activities	<u>16,152,710</u>	<u>1,589,513</u>	<u>2,701,577</u>	<u>-</u>	<u>(11,861,620)</u>	<u>-</u>	<u>(11,861,620)</u>
Business-type activities:							
Water and sewer utility	20,701,383	19,401,534	105,638	678,018	-	(516,193)	(516,193)
Total business-type activities	<u>\$ 20,701,383</u>	<u>\$ 19,401,534</u>	<u>\$ 105,638</u>	<u>\$ 678,018</u>	<u>-</u>	<u>(516,193)</u>	<u>(516,193)</u>
General revenues:							
Property taxes					5,349,779	-	5,349,779
Accommodation and hospitality taxes					1,599,060	-	1,599,060
State shared and unallocated intergovernmental					599,217	-	599,217
Business licenses, taxes, and penalties					4,783,945	-	4,783,945
Unrestricted investment earnings					1,454	2,089	3,543
Gain on sale of assets					464,809	2,574	467,383
Total general revenue					<u>12,798,264</u>	<u>4,663</u>	<u>12,802,927</u>
Change in net position					936,644	(511,530)	425,114
Net position, beginning of year					<u>12,913,083</u>	<u>97,290,744</u>	<u>110,203,827</u>
Net position, end of year					<u>\$ 13,849,727</u>	<u>\$ 96,779,214</u>	<u>\$ 110,628,941</u>

The accompanying notes are an integral part of these financial statements.

**CITY OF CAYCE, SOUTH CAROLINA**

**BALANCE SHEET - GOVERNMENTAL FUNDS**

**JUNE 30, 2021**

	<b>General Fund</b>	<b>Capital Projects Fund</b>	<b>Nonmajor Governmental Funds</b>	<b>Total Governmental Funds</b>
<b>ASSETS</b>				
Cash and cash equivalents	\$ 7,682,182	\$ -	\$ 3,276,021	\$ 10,958,203
Receivables, net of allowance	882,902	-	41,000	923,902
Due from other funds	208,822	-	7,017	215,839
Inventory	64,753	-	-	64,753
Prepaid items	81,635	-	-	81,635
Restricted cash and cash equivalents	948,466	1,433,716	1,298,318	3,680,500
<b>Total assets</b>	<b>\$ 9,868,760</b>	<b>\$ 1,433,716</b>	<b>\$ 4,622,356</b>	<b>\$ 15,924,832</b>
<b>LIABILITIES</b>				
Accounts payable	\$ 556,874	\$ -	\$ 655,501	\$ 1,212,375
Accrued liabilities	158,356	-	-	158,356
Deposits and prepayments	46,233	-	-	46,233
Due to other funds	14,193	-	180,040	194,233
<b>Total liabilities</b>	<b>775,656</b>	<b>-</b>	<b>835,541</b>	<b>1,611,197</b>
<b>DEFERRED INFLOWS OF RESOURCES</b>				
Unavailable revenue - property taxes	168,228	-	-	168,228
<b>Total deferred inflows of resources</b>	<b>168,228</b>	<b>-</b>	<b>-</b>	<b>168,228</b>
<b>FUND BALANCES</b>				
Nonspendable in:				
Inventories and prepaid items	146,388	-	-	146,388
Restricted for:				
Debt service	-	-	2,551,993	2,551,993
Tourism and community development	-	-	1,103,011	1,103,011
ABC permit activities	-	-	34,929	34,929
Capital projects and redevelopment plan	-	1,433,716	-	1,433,716
Law enforcement	-	-	19,565	19,565
Committed for:				
UST program	25,000	-	-	25,000
Assigned for:				
Christmas in Cayce	36,721	-	-	36,721
Congaree Blue Grass Festival	17,643	-	-	17,643
Museum	-	-	77,317	77,317
History park	948,466	-	-	948,466
Unassigned	7,750,658	-	-	7,750,658
<b>Total fund balances</b>	<b>8,924,876</b>	<b>1,433,716</b>	<b>3,786,815</b>	<b>14,145,407</b>
<b>Total liabilities, deferred inflows of resources, and fund balances</b>	<b>\$ 9,868,760</b>	<b>\$ 1,433,716</b>	<b>\$ 4,622,356</b>	<b>\$ 15,924,832</b>

The accompanying notes are an integral part of these financial statements.

**CITY OF CAYCE, SOUTH CAROLINA**

**RECONCILIATION OF THE GOVERNMENTAL FUNDS BALANCE SHEET  
TO THE STATEMENT OF NET POSITION  
JUNE 30, 2021**

Amounts reported for governmental activities in the Statement of Net Position are different because:

Total fund balances - governmental funds	\$	14,145,407
Capital assets used in governmental activities are not financial resources and, therefore, are not reported in the funds.		
Capital assets	\$ 38,034,007	
Accumulated depreciation	<u>(15,523,901)</u>	22,510,106
Other long-term assets not available to pay for current period expenditures and, therefore, are not reported in the funds.		
Property taxes receivable	\$ 168,228	
Contractual rights, net of accumulated amortization	<u>20,000</u>	188,228
Deferred outflows of resources related to the recording of net pension and liability and total OPEB liability are recognized as expense over time and, therefore, are not reported in the funds.		
Deferred outflows related to other post-employment benefits	\$ 469,900	
Deferred outflows related to pensions	<u>3,580,840</u>	4,050,740
Certain long-term liabilities are not due and payable in the current period and, therefore, are not reported in the funds.		
Bonds and installment purchase contracts payable	\$ (7,692,911)	
Accrued interest payable	(10,352)	
Compensated absences payable	(430,988)	
Total other postemployment benefits liability	(1,464,147)	
Net pension liability	<u>(16,241,244)</u>	(25,839,642)
Deferred inflows of resources related to pensions and other post-employment benefits are not due and payable in the current period and, therefore, are not reported in the funds.		
Deferred inflows related to other post-employment benefits	\$ (1,150,266)	
Deferred inflows related to pensions	<u>(54,846)</u>	<u>(1,205,112)</u>
Net position of governmental activities	\$	<u><u>13,849,727</u></u>

The accompanying notes are an integral part of these financial statements.

**CITY OF CAYCE, SOUTH CAROLINA**

**STATEMENT OF REVENUES, EXPENDITURES AND  
CHANGES IN FUND BALANCES  
GOVERNMENTAL FUNDS  
FOR THE FISCAL YEAR ENDED JUNE 30, 2021**

	<b>General Fund</b>	<b>Capital Projects Fund</b>	<b>Nonmajor Governmental Funds</b>	<b>Total Governmental Funds</b>
<b>Revenues:</b>				
Property taxes	\$ 4,107,959	\$ -	\$ 1,289,302	\$ 5,397,261
Accommodation and hospitality taxes	-	-	1,599,060	1,599,060
Licenses and permits	4,783,945	-	-	4,783,945
Fines and forfeitures	130,123	-	-	130,123
State shared revenue	510,442	-	138,717	649,159
Charges for services	1,459,390	-	-	1,459,390
Intergovernmental	2,679,499	-	22,078	2,701,577
Interest income	423	804	227	1,454
Total revenues	<u>13,671,781</u>	<u>804</u>	<u>3,049,384</u>	<u>16,721,969</u>
<b>Expenditures:</b>				
Current:				
General government	1,344,045	-	-	1,344,045
Information technology	334,319	-	-	334,319
Finance	324,654	-	-	324,654
Public safety	7,374,340	-	-	7,374,340
Public works	1,688,220	1,500	-	1,689,720
Community relations	134,957	-	-	134,957
Planning and community development	679,869	-	273,206	953,075
Parks and museum	923,710	-	-	923,710
Garage	421,511	-	-	421,511
Non-departmental and support services	81,028	-	-	81,028
Capital outlay	384,304	56,516	-	440,820
Debt service:				
Principal retirement	328,847	-	310,000	638,847
Interest	15,354	-	261,363	276,717
Total expenditures	<u>14,035,158</u>	<u>58,016</u>	<u>844,569</u>	<u>14,937,743</u>
Excess (deficiency) of revenues over (under) expenditures	<u>(363,377)</u>	<u>(57,212)</u>	<u>2,204,815</u>	<u>1,784,226</u>
<b>Other financing sources (uses):</b>				
Issuance of Installment purchase contract	251,595	-	-	251,595
Proceeds from sales of assets	472,353	-	-	472,353
Transfers in	879,337	-	-	879,337
Transfers out	-	-	(879,337)	(879,337)
Total other financing sources (uses), net	<u>1,603,285</u>	<u>-</u>	<u>(879,337)</u>	<u>723,948</u>
Net change in fund balances	1,239,908	(57,212)	1,325,478	2,508,174
<b>Fund balances, beginning of year</b>	7,684,968	1,490,928	2,461,337	11,637,233
<b>Fund balances, end of year</b>	<u>\$ 8,924,876</u>	<u>\$ 1,433,716</u>	<u>\$ 3,786,815</u>	<u>\$ 14,145,407</u>

The accompanying notes are an integral part of these financial statements.

# CITY OF CAYCE, SOUTH CAROLINA

## RECONCILIATION OF THE STATEMENT OF REVENUES, EXPENDITURES AND CHANGES IN FUND BALANCES OF GOVERNMENTAL FUNDS TO THE STATEMENT OF ACTIVITIES FOR THE FISCAL YEAR ENDED JUNE 30, 2021

---

Net change in fund balances - total governmental funds	\$	2,508,174
--	----	-----------

Governmental funds report capital outlays as expenditures. However, in the Statement of Activities, the cost of those assets is allocated over their estimated useful lives as depreciation expense. This is the amount by which depreciation expense exceeded capital outlay in the current period.

Capital outlay	\$	374,261	
Depreciation expense		<u>(1,412,158)</u>	(1,037,897)

Other long-term assets are not available to pay for current period expenditures and, therefore, are reported as unavailable revenue in the funds. These amounts are:

Property taxes	\$	(47,482)	
State shared revenues		(49,942)	
Contractual rights		<u>(55,000)</u>	(152,424)

The net effect of various miscellaneous transactions involving capital assets (i.e., sales, trade-ins, and donations) is to decrease net position. (7,544)

The issuance of long-term debt (e.g., bonds, leases) provides current financial resources to the governmental funds, while the repayment of the principal of long-term debt consumes the current financial resources of the governmental funds. Neither transaction, however, has any effect on net position.

Issuance of debt	\$	(251,595)	
Principal payments		<u>638,847</u>	387,252

Some expenses reported in the Statement of Activities do not require the use of current financial resources and therefore are not reported as expenditures in the governmental funds. The details are as follows:

Compensated absences	\$	1,577	
Accrued interest on long-term debt		1,283	
Net pension liability and related deferred inflows and outflows of		(1,203,525)	
Amortization of bond premiums and discounts		72,766	
Total other postemployment benefits liability, net of related deferred outflows and inflows of resources		<u>366,982</u>	<u>(760,917)</u>

Change in net position of governmental activities	\$	<u><u>936,644</u></u>
---	----	-----------------------

**CITY OF CAYCE, SOUTH CAROLINA**

**STATEMENT OF NET POSITION  
 PROPRIETARY FUND TYPE - ENTERPRISE FUND  
 JUNE 30, 2021**

	<b>Water and Sewer Fund</b>
<b>ASSETS</b>	
<b>CURRENT ASSETS</b>	
Cash and cash equivalents	\$ 6,121,608
Receivables, net:	
Water and sewer accounts	2,663,079
Note receivable - current portion	20,039
Prepaid expense	36,953
Inventory	231,828
Due from other funds	14,193
Restricted cash and cash equivalents	10,168,737
Total current assets	19,256,437
<b>NONCURRENT ASSETS</b>	
Capital assets, non-depreciable	1,156,414
Capital assets, net of accumulated depreciation	138,721,807
Other assets, net of accumulated amortization	352,415
Total noncurrent assets	140,230,636
Total assets	159,487,073
<b>DEFERRED OUTFLOWS OF RESOURCES</b>	
Deferred outflows related to OPEB	103,149
Deferred outflows related to pensions	1,332,995
Deferred refunding charges	682,367
Total deferred outflows of resources	2,118,511
Total assets and deferred outflows of resources	\$ 161,605,584
<b>LIABILITIES</b>	
<b>CURRENT LIABILITIES</b>	
Accounts payable	\$ 723,486
Accrued payroll and related taxes	73,564
Accrued compensated absences - current portion	96,122
Installment purchase contract payable - current portion	234,709
Accrued interest payable	224,032
Other liabilities	778
Due to other funds	35,799
Customer prepayments	59,764
Revenue bonds and loans payable - current portion	2,906,600
Total current liabilities	4,354,854
<b>LONG-TERM LIABILITIES</b>	
Accrued compensated absences	81,487
Unearned revenue - future capacity charges and credits	582,370
Revenue bonds and loans payable	51,378,562
Net pension liability	7,807,353
Total other post-employment benefit (OPEB) liability	324,273
Total long-term liabilities	60,174,045
Total liabilities	64,528,899
<b>DEFERRED INFLOWS OF RESOURCES</b>	
Deferred inflows related to OPEB	252,498
Deferred inflows related to pensions	44,973
Total deferred inflows of resources	297,471
<b>NET POSITION</b>	
Net investment in capital assets	86,040,717
Restricted:	
Debt and capital projects	9,406,448
Pension and employee benefits	543,520
Unrestricted	788,529
Total net position	96,779,214
Total liabilities, deferred inflows of resources and net position	\$ 161,605,584

The accompanying notes are an integral part of these financial statements.

**CITY OF CAYCE, SOUTH CAROLINA**

**STATEMENT OF REVENUES, EXPENSES, AND CHANGES IN FUND NET POSITION  
 PROPRIETARY FUND TYPE - ENTERPRISE FUND  
 FOR THE FISCAL YEAR ENDED JUNE 30, 2021**

	<b>Water and Sewer Fund</b>
<b>Operating Revenue</b>	
Water:	
Sales	\$ 5,738,069
Connection fees	100,211
Sewer:	
Service charges	11,318,382
Connection fees	1,250
Septage/grease services:	
Sales and permits	1,691,239
Pretreatment set-up fees	92,230
Reconnection fees	37,813
Penalties	230,307
Miscellaneous	192,033
Total operating revenue	19,401,534
<b>Operating Expenses</b>	
Administrative	733,074
Utility billing	1,037,363
Water treatment plant	1,740,136
Water distribution and maintenance	1,552,180
Wastewater treatment plant	4,076,018
Sewer collection and outfall lines	1,604,553
Septage and grease receiving station	768,567
Non-departmental and support services	2,099,981
Depreciation and amortization	6,030,154
Total operating expenses	19,642,026
Operating loss	(240,492)
<b>Non-Operating Revenue (Expenses)</b>	
Intergovernmental revenue	105,638
Interest income	2,089
Gain from sale of capital assets	2,574
Interest expense and fiscal agent fees	(1,059,357)
Total non-operating expenses, net	(949,056)
Loss before capital contributions	(1,189,548)
<b>Capital Contributions</b>	
Capacity charges and other capital contributions	678,018
<b>Change in net position</b>	(511,530)
<b>Net position, beginning of year</b>	97,290,744
<b>Net position, end of year</b>	\$ 96,779,214

The accompanying notes are an integral part of these financial statements.

**CITY OF CAYCE, SOUTH CAROLINA**

**STATEMENT OF CASH FLOWS  
 PROPRIETARY FUND TYPE - ENTERPRISE FUND  
 FOR THE FISCAL YEAR ENDED JUNE 30, 2021**

	<b>Water and Sewer Fund</b>
<b>CASH FLOWS FROM OPERATING ACTIVITIES:</b>	
Receipts from customers and users	\$ 19,485,607
Cash paid to suppliers	(8,029,203)
Cash paid to employees	(4,911,385)
	<hr/>
Net cash provided by operating activities	6,545,019
	<hr/>
<b>CASH FLOWS FROM NONCAPITAL FINANCING ACTIVITIES:</b>	
Intergovernmental revenues	105,638
	<hr/>
Net cash provided by noncapital financing activities	105,638
	<hr/>
<b>CASH FLOWS USED IN CAPITAL AND RELATED FINANCING ACTIVITIES:</b>	
Proceeds from sale of capital assets	2,574
Acquisition and construction of capital assets	(494,423)
Interest and fiscal agent fees paid on capital related debt	(1,888,279)
Principal payments on debt	(27,550,245)
Proceeds from the issuance of revenue bonds	24,644,478
Capacity charges and other capital contributions	678,018
	<hr/>
Net cash used in capital and related financing activities	(4,607,877)
	<hr/>
<b>CASH FLOWS FROM INVESTING ACTIVITIES</b>	
Interest earned on investments	2,089
	<hr/>
Net cash provided by investing activities	2,089
	<hr/>
<b>NET INCREASE IN CASH AND CASH EQUIVALENTS</b>	2,044,869
	<hr/>
<b>CASH AND CASH EQUIVALENTS AT BEGINNING OF YEAR</b>	14,245,476
	<hr/>
<b>CASH AND CASH EQUIVALENTS AT END OF YEAR</b>	\$ 16,290,345
	<hr/> <hr/>
<b>CLASSIFIED AS:</b>	
<b>CASH AND CASH EQUIVALENTS</b>	\$ 6,121,608
<b>CASH AND CASH EQUIVALENTS, RESTRICTED</b>	10,168,737
	<hr/>
	\$ 16,290,345
	<hr/> <hr/>

(Continued)



**CITY OF CAYCE, SOUTH CAROLINA**

**STATEMENT OF CASH FLOWS  
 PROPRIETARY FUND TYPE - ENTERPRISE FUND  
 FOR THE FISCAL YEAR ENDED JUNE 30, 2021**

	<u>Water and Sewer Fund</u>
<b>RECONCILIATION OF OPERATING LOSS TO NET CASH</b>	
<b>PROVIDED BY OPERATING ACTIVITIES:</b>	
Operating loss	\$ (240,492)
Adjustments to reconcile operating loss to net cash provided by operating activities:	
Depreciation and amortization	6,030,154
Changes in assets, deferred outflows of resources, liabilities, and deferred inflows of resources:	
Increase in accounts receivable	(46,623)
Decrease in other receivables	392,263
Decrease in notes receivable	26,719
Increase in prepaid expenses	(2,750)
Increase in inventory	(20,362)
Increase in due from other funds	(14,193)
Increase in deferred outflows or resources - pension and OPEB	(290,209)
Increase in accounts payable	484,615
Decrease in accrued payroll and related taxes	(103,612)
Decrease in other liabilities	(1,553)
Decrease in due to other funds	(20,106)
Increase in customer deposits	71
Decrease in construction contracts and retainage payable	(79,503)
Decrease in accrued compensated absences	(11,847)
Decrease in unearned revenue	(274,164)
Increase in net pension liability	897,408
Decrease in OPEB liability	(259,673)
Increase in deferred inflows of resources - pension and OPEB	78,876
Net cash provided by operating activities	<u>\$ 6,545,019</u>

**CITY OF CAYCE, SOUTH CAROLINA**

**STATEMENT OF FIDUCIARY NET POSITION  
FIDUCIARY FUNDS  
JUNE 30, 2021**

---

	<u>Custodial Funds</u>
<b>ASSETS</b>	
Cash and cash equivalents - unrestricted	\$ 30,402
Cash and cash equivalents - restricted	<u>179,568</u>
Total assets	<u>209,970</u>
<b>LIABILITIES</b>	
Amounts due to others	<u>199,626</u>
Total liabilities	<u>199,626</u>
<b>NET POSITION</b>	
Restricted for individuals, organizations and other governments	<u>10,344</u>
	<u>\$ 10,344</u>

The accompanying notes are an integral part of these financial statements.

**CITY OF CAYCE, SOUTH CAROLINA**

**STATEMENT OF CHANGES IN  
FIDUCIARY NET POSITION  
FIDUCIARY FUNDS  
FOR THE FISCAL YEAR ENDED JUNE 30, 2021**

---

	<u>Custodial Funds</u>
<b>ADDITIONS</b>	
Insurance fees	\$ 49,897
Seizures	4,425
Interest income	7
Miscellaneous	415
	<hr/>
Total additions	54,744
	<hr/>
<b>DEDUCTIONS</b>	
Other custodial disbursements	55,083
	<hr/>
Total deductions	55,083
	<hr/>
Change in fiduciary net position	(339)
Net position, beginning of year (restated)	10,683
	<hr/>
<b>Net position, end of year</b>	<b>\$ 10,344</b>
	<hr/> <hr/>

The accompanying notes are an integral part of these financial statements.

# CITY OF CAYCE, SOUTH CAROLINA

## NOTES TO FINANCIAL STATEMENTS JUNE 30, 2021

---

### NOTE 1. SUMMARY OF SIGNIFICANT ACCOUNTING POLICIES

The City of Cayce, South Carolina (the "City") was incorporated September 7, 1914, under the laws of the State of South Carolina for the incorporation of municipal governments and as amended by Act 283 of the 1975 Code (Home Rule City Act). The City operates under a Council-Manager form of government and provides the following services as authorized by its charter: public safety (police and fire), streets, sanitation, health, culture-recreation, public improvements, planning and zoning and general administrative services.

The financial statements of the City have been prepared in conformity with accounting principles generally accepted in the United States of America (GAAP) as applied to government units. The Governmental Accounting Standards Board (GASB) is the accepted standard-setting body for establishing governmental accounting and financial reporting principles. The more significant of the government's accounting policies are described below.

#### A. Reporting Entity

Using the criteria of GASB Statement No. 14, *The Financial Reporting Entity*, as amended, the basic financial statements of the City present the reporting entity that consists of the primary government and those legally separate organizations for which the elected officials of the primary government are financially accountable and for which the nature and significance of their relationship with the primary government are such that exclusion could cause, in management's judgment, the City's financial statements to be misleading or incomplete.

Financial accountability is defined as appointment of a voting majority of the separate organization's board and either a) the ability to impose will by the primary government, or b) the possibility that the separate organization will provide a financial benefit to or impose a financial burden on the primary government. "Blended" component units are separate entities that are, substantially, part of the primary government's operations and are combined with financial data of the primary government. "Discretely presented" component units, on the other hand, are reported in separate columns in the Government-wide financial statements to emphasize that they are legally separate from the operations of the primary government. The City has no component units as of June 30, 2021.

## NOTES TO FINANCIAL STATEMENTS

---

### NOTE 1. SUMMARY OF SIGNIFICANT ACCOUNTING POLICIES (CONTINUED)

#### B. Government-wide and Fund Financial Statements

##### *Government-wide Statements*

The Government-wide financial statements consist of a Statement of Net Position and a Statement of Activities and reports information on all of the nonfiduciary activities of the government as a whole. All fiduciary activities are reported only in the fund financial statements. Separate columns are used to distinguish between the City's governmental and business-type activities. Governmental activities are generally those activities financed by taxes, intergovernmental revenues, and other non-exchange revenues. These activities are usually reported in Governmental Funds. Business-type activities are those activities which are financed in whole or in part by user fees charged to external parties for goods and services. These activities are usually reported in Enterprise Funds.

The Statement of Net Position reports all financial and capital resources of the City and reports the difference between assets and deferred outflows less liabilities and deferred inflows as net position not fund balance or equity. The Statement of Activities demonstrates the degree to which the direct expenses of a given function or segment are offset by program revenues and reflects the net (expenses) revenue of the City's individual functions before applying general revenues.

Direct expenses are those that are clearly identifiable with a specific function or segment. Program revenues are derived directly from the program itself or from parties outside the reporting government's taxpayers or citizenry, as a whole, and thus reduce the net cost of the function to be financed from the government's general revenues. They include (1) charges to customers or applicants who purchase, use, or directly benefit from goods, services, or privileges provided by a given function or segment, (2) operating grants and contributions, and (3) capital grants and contributions, including special assessments that are restricted to meeting the operational or capital requirements of a particular function or segment. Internally dedicated resources are reported as general revenues rather than as program revenues. All revenues are 'general' revenues unless they are required to be reported as program revenues.

##### *Fund Financial Statements*

Separate financial statements are provided for governmental funds, proprietary funds, and fiduciary funds, even though the latter are excluded from the Government-wide financial statements. The focus of governmental and proprietary fund financial statements is on major funds. Major individual governmental funds and major individual proprietary funds are reported as separate columns in the fund financial statements, with non-major funds being aggregated and displayed in a single column.

## NOTES TO FINANCIAL STATEMENTS

---

### NOTE 1. SUMMARY OF SIGNIFICANT ACCOUNTING POLICIES (CONTINUED)

#### B. Government-wide and Fund Financial Statements (Continued)

##### *Fund Financial Statements (Continued)*

The City reports the General Fund and the Capital Projects Fund as the major governmental funds and the Water and Sewer Utility Fund as the major proprietary fund. Combining schedules for the non-major funds are presented in the supplementary information section of this report. Because of the basis of accounting and reporting differences, summary reconciliations to the Government-wide financial statements are presented as a part of the basic financial statements.

The City reports the following major governmental funds:

The **General Fund** is the City's general operating fund. It accounts for all financial resources of the general government, except those required to be accounted for in another fund.

The **Capital Projects Fund** is used to account for the acquisition and construction of major capital facilities and other capital assets other than those financed by the proprietary fund. The City maintains this fund for its resources and activities in the tax increment financing (TIF) district.

The City reports the following major proprietary fund:

The **Water & Sewer System Fund** is used to account for operations (a) that are financed and operated in a manner similar to private business enterprises — where the intent of the governing body is that the cost (expenses, including depreciation) of providing goods or services to the general public on a continuing basis be financed or recovered primarily through user charges; or (b) where the governing body has decided that periodic determination of revenue earned, expenses incurred, and/or net income is appropriate for capital maintenance, public policy, management control, accountability, or other purposes.

Additionally, the City reports the following fund types:

The **Special Revenue Funds** are used to account for the proceeds of specific revenue sources (other than special assessments, expendable trusts, or major capital projects) that are legally (or donor) restricted to expenditures for specified purposes other than debt service or capital projects. The City maintains special revenue funds for continuing grant programs for law enforcement; state restricted funds for accommodation taxes and alcohol permits; restricted hospitality taxes; plus Cayce Museum Fund.

## NOTES TO FINANCIAL STATEMENTS

---

### NOTE 1. SUMMARY OF SIGNIFICANT ACCOUNTING POLICIES (CONTINUED)

#### B. Government-wide and Fund Financial Statements (Continued)

##### *Fund Financial Statements (Continued)*

The **Debt Service Fund** is used to account for the accumulation of financial resources for the payment of interest and principal on certain general long-term debt of the City, other than debt service payments financed by proprietary fund types. The City maintains this fund for the resources of taxes collected in the TIF district used for retirement of long-term debt.

**Fiduciary Funds** - All of the City's fiduciary activities are reported in a separate Statement of Fiduciary Net Position and a Statement of Changes in fiduciary Net Position.

Accordingly, the **Custodial Funds** are used to account for assets held by the City as an agent for individuals, private organizations, other governments, and/or other funds. At June 30, 2021, these included Police Fund and Firemen's Fund. Accordingly, the **Firemen's Fund** accounts for monies collected from the State for the benefit of the fire department. The **Police Fund** accounts for monies collected through drug seizures and other similar activities.

During the course of operations, the government has activity between funds for various purposes. Any residual balances outstanding at year end are reported as due from/to other funds and advances to/from other funds. While these balances are reported in fund financial statements, certain eliminations are made in the preparation of the government-wide financial statements. Balances between the funds included in governmental activities (i.e., the governmental and internal service funds, when applicable) are eliminated so that only the net amount is included as internal balances in the governmental activities column. Similarly, balances between the funds included in business-type activities (i.e., the enterprise funds) are eliminated so that only the net amount is included as internal balances in the business-type activities column.

## NOTES TO FINANCIAL STATEMENTS

---

### NOTE 1. SUMMARY OF SIGNIFICANT ACCOUNTING POLICIES (CONTINUED)

#### B. Government-wide and Fund Financial Statements (Continued)

Further, certain activity occurs during the year involving transfers of resources between funds. In fund financial statements these amounts are reported at gross amounts as transfers in/out. While reported in fund financial statements, certain eliminations are made in the preparation of the government-wide financial statements. Transfers between the funds included in governmental activities are eliminated so that only the net amount is included as transfers in the governmental activities column. Similarly, balances between the funds included in business-type activities are eliminated so that only the net amount is included as transfers in the business-type activities column.

#### C. Measurement Focus and Basis of Accounting

Basis of accounting refers to when revenues and expenditures are recognized in the accounts and reported in the financial statements. Basis of accounting is a conceptual description of the timing of the accounting measurements made.

The Government-wide and Proprietary Fund financial statements use the economic resources measurement focus and the accrual basis of accounting, in accordance with GASB Statement No. 34. Revenues are recorded when earned and expenses are recorded when a liability is incurred, regardless of the timing of related cash flows. Property taxes are recognized as revenues in the year for which they are levied. Grants and similar items are recognized as revenue as soon as all eligibility requirements imposed by the grantor have been met.

As a general rule, the effect of interfund activity (i.e., advances or short-term loans) has been eliminated from the Government-wide financial statements, except for amounts due between the City's governmental activities and business-type activities.

Governmental Fund financial statements are reported using the current financial resources measurement focus and the modified accrual basis of accounting. Under the modified accrual basis concept, revenues susceptible to accrual (e.g., property taxes, franchise taxes, state shared and intergovernmental revenues) are recognized when they become measurable (estimable as to the net amount to be collected) and available as current assets. Such revenues are considered to be available when they are collected within the current period or soon enough thereafter (not exceeding 60 days) to pay liabilities of the current period. Expenditures generally are recorded when a liability is incurred, as under accrual accounting.



## NOTES TO FINANCIAL STATEMENTS

---

### NOTE 1. SUMMARY OF SIGNIFICANT ACCOUNTING POLICIES (CONTINUED)

#### C. Measurement Focus and Basis of Accounting (Continued)

However, debt service expenditures, as well as expenditures related to compensated absences and claims and judgments, are recorded only when payment is due.

Proprietary Fund statements reflect net position and revenues, expenses and changes in net position using the economic resources measurement focus and the accrual basis of accounting. Under the accrual basis concept, revenues are recognized when earned and expenses are recognized when incurred.

Proprietary Funds distinguish operating revenues and expenses from non-operating items. Operating revenues and expenses generally result from providing services and producing and delivering goods in connection with a proprietary fund's principal ongoing operations. Operating expenses for enterprise funds include the cost of sales and services, administrative expenses, and depreciation on capital assets. All revenues and expenses not meeting this definition are reported as non-operating revenues and expenses.

When restricted, committed, and/or assigned resources are available for use, it is the government's policy to use restricted resources first, then committed resources, then assigned resources, then unrestricted resources as they are needed.

#### D. Budgets and Budgetary Accounting

##### *Budgets and Encumbrances*

Generally, budgets are adopted on a basis consistent with generally accepted accounting principles. A legal operating budget is prepared annually for the General Fund and Water and Sewer Utility Fund. Informal budgetary controls are maintained for other funds.

The City Manager is authorized to administer the budget and transfer amounts within and between departments and funds as necessary and designate continuing projects from fund balances or additional unbudgeted revenue and transfers. Subsequent expenditures (expenses) approved by Council shall automatically carry amendments to fund appropriation where applicable.

## NOTES TO FINANCIAL STATEMENTS

---

### NOTE 1. SUMMARY OF SIGNIFICANT ACCOUNTING POLICIES (CONTINUED)

#### D. Budgets and Budgetary Accounting (Continued)

##### *Budgets and Encumbrances (Continued)*

The General Fund operated under a final expenditure budget totaling \$14,235,331. Final budgeted revenues totaled \$12,609,906 and other financing sources (uses) totaled \$1,625,425, leaving a net change in fund balance of \$0. As further described in the Required Supplementary Information, a budgetary comparison schedule for the General Fund is provided. The Water and Sewer Utility Fund operated under a budget totaling \$15,161,420 (including operation and maintenance, capital improvements, debt service principal amounts and coverages). Actual operating expenses totaled \$19,642,026 (including a charge of \$6,030,154 for depreciation and amortization).

Encumbrances represent outstanding purchase orders or commitments related to unperformed contracts for goods or services. Encumbrance accounting, under which purchase orders, contracts and other commitments for the expenditure of resources are recorded to reserve that portion of the applicable budgeted appropriation, is utilized in the governmental funds. There were no material encumbrances at June 30, 2021.

#### E. Cash and Cash Equivalents

Cash includes amounts held in demand deposits. For purpose of the Statement of Cash Flows, the City considers all savings and short-term investments purchased with maturities of three months or less to be cash equivalents. State statutes authorize the City to invest in obligations of the U.S. Treasury, commercial paper, corporate bonds and repurchase agreements. Investments are reported at fair value.

#### F. Receivables and Allowance for Doubtful Accounts

Accounts receivable include amounts receivable from customers, users, others, and other governments and such amounts are stated net of any applicable allowance for uncollectible accounts.

## NOTES TO FINANCIAL STATEMENTS

---

### NOTE 1. SUMMARY OF SIGNIFICANT ACCOUNTING POLICIES (CONTINUED)

#### G. Restricted Assets

Restricted accounts include monies or other resources, the use of which is restricted by legal or contractual requirements. In the Enterprise Fund restricted assets arise from certain bond and contract ordinances.

#### H. Other Assets

Other assets consists of purchases of intangible assets, or contractual rights to use capital asset resources. The Business-type Activities contract rights result from the purchase of expanded wastewater collection lines owned by a third-party (Red Bank Line) where the City uses the additional line capacity. The purchase price (cost) totaling \$563,864 is being amortized over the life of the contract (40 years). Amortization expense for the year ended June 30, 2021, totaled \$14,097. The Governmental Activities rights result from the purchase and cost contribution to Lexington County to construct a new animal services/shelter services and to provide the City future services. The purchase price (cost) totaling \$100,000 is to be amortized over the life of the contract (10 years). Accumulated amortization as of June 30, 2021, totaled \$80,000.

#### I. Interfund Receivables and Payables

During the course of operations, numerous transactions result in loans or advances between individual funds. Interfund loans outstanding at year-end are recorded as Interfund Receivables/Payables and are expected to be paid within one year. The lending fund reports amounts due from other funds, while the borrowing fund reports amounts 'due to other funds'. These interfund receivables and payables are classified as internal balances on the Government-wide Statement of Net Position and have been eliminated. The City considers all interfund receivables, net of any payables to be short-term. Advances to/from other funds (if any) represent long-term interfund loans receivable and payable.

#### J. Inventory and Prepaid Items

Inventory is valued at cost or estimated historical cost on a first-in, first-out (FIFO) basis. Inventory consists of expendable supplies of the garage and water/wastewater maintenance, held for consumption. Reported inventory expenditures or expenses and prepaid items are recognized when consumed. Additionally, certain payments to vendors reflect costs for services applicable to future periods and are reported as prepaid items.

## NOTES TO FINANCIAL STATEMENTS

---

### NOTE 1. SUMMARY OF SIGNIFICANT ACCOUNTING POLICIES (CONTINUED)

#### K. Capital Assets and Depreciation

Capital assets, which include land, buildings, improvements, machinery and equipment, and infrastructure assets, are reported in the applicable governmental or business-type activities columns in the Government-wide financial statements. Capital assets of the City that are not specifically related to activities reported in proprietary or fiduciary funds have been reported as assets in the governmental funds column of the Government-wide financial statement. Capital assets are defined by the City as those assets with an initial, individual cost of more than \$5,000 and an estimated useful life in excess of two years.

All capital assets are valued at historical cost if purchased, constructed or estimated historical cost if actual historical cost is not available. Donated capital assets are valued at their estimated acquisition value on the date donated. The costs of normal repairs and maintenance that do not add to the value of the asset or materially extend asset lives are not capitalized.

Public domains (rights-of-way and easements) have been capitalized using actual and estimated historical costs of such assets that were acquired by the City. The City owns .98 mile of paved subdivision streets at June 30, 2021. However, the City is not responsible for maintenance or reconstruction costs associated with the roads.

Depreciation of all exhaustible capital assets has been provided based on the estimated useful lives of the class of assets, or individual assets using the straight line method with service lives as follows:

	<b>Years</b>
Buildings	15 to 40
Improvements	10 to 30
Machinery and equipment	3 to 20
Water and sewer systems	10 to 50

## NOTES TO FINANCIAL STATEMENTS

---

### NOTE 1. SUMMARY OF SIGNIFICANT ACCOUNTING POLICIES (CONTINUED)

#### L. Compensated Absences (Accrued Vacation and Sick Leave)

City employees are entitled to accrue and carry forward at fiscal year-end accumulated unused days of annual vacation leave and sick leave. Typically, employees consume newly-earned increments of leave in future periods. Effective July 1, 1994, accumulated annual and sick leave is capped at 400 hours and 720 hours, respectively, per employee. Upon termination of employment, employees are entitled to be paid at current salary levels for accumulated unused annual vacation leave. Prior to July 1, 1994, the City's policy for employees receiving compensation for unused sick leave upon termination was as follows: 15 years of service = 25%; 20 years of service = 50%; 25 years of service = 75%; 30 years of service = 100%.

In the Government-wide and Proprietary Fund financial statements, vacation pay is accrued when incurred and reported as a current and long-term liability. In the Governmental Funds, expenditures and liabilities related to these obligations are recognized when they mature (become due). Vacation pay that is expected to be liquidated, for example, as a result of employee resignations and retirements, with expendable available financial resources is reported as an expenditure and a fund liability in the General Fund, when applicable.

#### M. Long-term Obligations

In the Government-wide financial statements, and the Proprietary Fund types in the fund financial statements, long-term debt and other long-term obligations are reported as liabilities in the applicable governmental activities, business-type activities, or proprietary fund type Statement of Net Position. Long-term debt represents unmatured principal of general obligation and revenue bond indebtedness, and outstanding portions due on long-term contracts. These obligations are reported net of bond premiums and discounts, which are amortized over the life of the related bond issue using the effective interest method. Other long-term obligations represent outstanding net present value portions due on installment purchase contracts, and long-term portions of claims or judgments. Liabilities arising from interfund activities do not constitute general long-term liabilities. In the Governmental Fund financial statements, bond premium and discounts, as well as bond issuance, costs are recognized as expenditures of the current period. The face amount of the debt issued, along with any bond premium and discounts, is reported as other financing sources.

## NOTES TO FINANCIAL STATEMENTS

---

### NOTE 1. SUMMARY OF SIGNIFICANT ACCOUNTING POLICIES (CONTINUED)

#### N. Unearned Revenue

In the Government-wide and Proprietary financial statements, certain assets are not recognized in connection with a transaction before the earnings process is complete. These assets are generally offset by a corresponding liability entitled unearned revenue and represent various deposits.

#### O. Contract Obligation

Under an intergovernmental agreement, the City is obligated to provide financial credit to a wastewater treatment purchaser of \$1,950,000, which resulted from a prior-year receipt of wastewater capacity payments. The City applies the credit against future contract charges and services. At June 30, 2021, the current credit balance outstanding equals \$579,180.

#### P. Deferred Outflows/Inflows of Resources and Unearned Revenue

##### ***Deferred Outflows of Resources***

Pursuant to GASB Concepts Statement No. 4, *deferred outflow of resources* is a consumption of net position (assets minus liabilities) by the government that is applicable to a future period, while an asset is a resource with present service capacity that the government presently controls. A *deferred inflow of resources* is an acquisition of net position (assets minus liabilities) by the government that is applicable to a future reporting period, while a liability is a present obligation to sacrifice resources that the government has little or no discretion to avoid. Deferred outflows and inflows of resources are reported separate from assets and liabilities, respectively, in the Statement of Net Position and the Governmental Funds Balance Sheet.

At June 30, 2021, the City reported deferred outflows of resources consisting of debt refunding losses (resulting from the difference between the new refunding debt (reacquisition price) and the net carrying amount of the old, refunded debt), pension related, and OPEB related outflows. The debt funding losses amount is being amortized over the remaining life of the old debt or the life of the new debt, whichever is shorter.

The City reported deferred outflows/inflows of resources related to pensions and OPEB at June 30, 2021 as follows.

In addition to assets, the Statement of Net Position reports a separate section for deferred outflows of resources. This separate financial statement element represents a consumption of net position that applies to a future period(s) and so will not be recognized as an outflow of resources (expense/expenditure) until then. The City has five (5) items that qualify for reporting in this category, which are related to pension and OPEB obligations as follows:

## NOTES TO FINANCIAL STATEMENTS

---

### NOTE 1. SUMMARY OF SIGNIFICANT ACCOUNTING POLICIES (CONTINUED)

#### P. Deferred Outflows/Inflows of Resources and Unearned Revenue (Continued)

##### ***Deferred Outflows of Resources (Continued)***

1. Pension and OPEB contributions made subsequent to the measurement date, which will be recognized as a reduction of the net pension liability and the total OPEB liability in the subsequent year.
2. The net difference between the projected and actual earnings on pension plan investments which is deferred and amortized over a closed five-year period.
3. The differences between expected and actual experience is amortized into pension and OPEB expense beginning in the year the deferral occurs over a closed period equal to the average remaining service lives of all plan participants.
4. The changes in proportion and differences between employer contribution and proportionate share of contributions, which will be deferred and amortized over the remaining service lives of all plan participants.
5. Changes in assumptions, which will be amortized into pension and OPEB expense over a closed five-year period.

##### ***Deferred Inflows of Resources***

In addition to liabilities, the Statement of Net Position reports a separate section for deferred inflows of resources. This separate financial statement element represents an acquisition of net position that applies to a future period(s) and so will not be recognized as an inflow of resources (revenue) until that time. The City has the following items that qualify for reporting in this category, which are related to pension and OPEB obligations as follows:

1. The differences between expected and actual experience is amortized into pension and OPEB expense beginning in the year the deferral occurs over a closed period equal to the average remaining service lives of all plan participants.
2. The changes in proportion and differences between employer contribution and proportionate share of contributions, which will be deferred and amortized over the remaining service lives of all plan participants.
3. Changes in assumptions, which will be amortized into OPEB expense over a closed five-year period.

The City also has inflows which arise under the modified accrual basis of accounting that qualify for reporting in this category. The item, *unavailable revenue*, is reported only in the governmental funds balance sheet. As such, under the modified accrual basis of accounting, the governmental funds report unavailable revenues from property taxes. These amounts are deferred and recognized as an inflow of resources in the period that the amount became available.

##### ***Unearned Revenue***

The City also defers revenue recognition in connection with resources that have been billed or received, but not yet earned.

## NOTES TO FINANCIAL STATEMENTS

---

### NOTE 1. SUMMARY OF SIGNIFICANT ACCOUNTING POLICIES (CONTINUED)

#### Q. Pensions

For purposes of measuring the net pension liability, deferred outflows of resources and deferred inflows of resources related to pensions, and pension expense, information about the fiduciary net position of the South Carolina Retirement System (SCRS) and South Carolina Police Officers Retirement System (PORS) and additions to/deductions from the plans' fiduciary net position have been determined on the same basis as they are reported by the related plan. For this purpose, benefit payments (including refunds of employee contributions) are recognized when due and payable in accordance with the benefit terms. Investments are reported at fair value.

#### R. Total OPEB Liability

For the purposes of measuring the Total OPEB Liability, deferred outflows of resources and deferred inflows of resources related to OPEB, and OPEB expense, information about the Plan has been determined on the basis of an actuarial report for the plan. The City does not have a separate Trust for the plan and the plan has no plan assets. For this purpose, benefit payments (including refunds of employee contributions) are recognized when due and payable in accordance with the benefit terms. The Total OPEB Liability is the portion of the actuarial present value of projected benefit payments that is attributed to past periods of employee service. Changes in the Total OPEB Liability that have not been included in OPEB expense are reported as deferred outflows or deferred inflows of resources related to OPEB.

The City's valuation method is the Entry Age Normal Cost Method under which the actuarial present value of the projected benefits of each individual included in an actuarial valuation is allocated on a level basis over the earnings or service of the individual between entry age and assumed exit age(s).

#### S. Net Position and Fund Balance

In the Government-wide financial statements, the difference between the City's total assets and deferred outflows, less total liabilities and deferred inflows represents net position. Net position for both the governmental and proprietary fund types displays three components — net investment in capital assets; restricted (distinguished between major categories of restrictions); and unrestricted. Unrestricted net position represents the assets available for future operations. In the Fund financial statements, governmental funds are reported in classifications that comprise a hierarchy based primarily on the extent to which the government is bound to honor the constraints on the specific purposes for which amounts in those funds can be spent.



## NOTES TO FINANCIAL STATEMENTS

---

### NOTE 1. SUMMARY OF SIGNIFICANT ACCOUNTING POLICIES (CONTINUED)

#### S. Net Position and Fund Balance (Continued)

Fund equity at the governmental fund financial reporting level is classified as fund balance. Fund equity for all other reporting is classified as net position.

**Fund Balance** – Generally, fund balance represents the difference between the assets and deferred outflows of resources and liabilities and deferred inflows of resources under the current financial resources measurement focus of accounting. In the fund financial statements, governmental funds report fund balance classifications that comprise a hierarchy based primarily on the extent to which the City is bound to honor constraints on the specific purposes for which amounts in those funds can be spent. Fund balances are classified as follows:

***Nonspendable*** – Fund balances are reported as nonspendable when amounts cannot be spent because they are either; (a) not in a spendable form; or (b) legally or contractually required to be maintained intact.

***Restricted*** – Fund balances are reported as restricted when there are limitations imposed on their use either through the enabling legislation adopted by the City or through external restrictions imposed by creditors, grantors or laws and regulations of other governments.

***Committed*** – Fund balances are reported as committed when they can be used only for specific purposes pursuant to constraints imposed by formal action of the Council through the adoption of a resolution or passage of an ordinance. Only the Council may modify or rescind the commitment.

***Assigned*** – Fund balances are reported as assigned when amounts are constrained by the City's intent to be used for specific purposes but are neither restricted nor committed. Intent can be expressed by the Council or by an official or body to which the Council delegates the authority. The Council has delegated such authority to the City Manager.

***Unassigned*** – Fund balances are reported as unassigned as the residual amount when the balances do not meet any of the above criterion. The City reports positive unassigned fund balance only in the General Fund. Negative unassigned fund balances may be reported in all funds.

***Flow Assumptions*** – When both restricted and unrestricted amounts of fund balance are available for use for expenditures incurred, it is the City's policy to use restricted amounts first and then unrestricted amounts as they are needed. For unrestricted amounts of fund balance, it is the City's policy to use fund balance in the following order: 1) committed, 2) assigned, and 3) unassigned.

## NOTES TO FINANCIAL STATEMENTS

---

### **NOTE 1. SUMMARY OF SIGNIFICANT ACCOUNTING POLICIES (CONTINUED)**

#### **T. Property Taxes**

The City assesses and levies property taxes in accordance with applicable laws of the State of South Carolina. Real property and personal property of every description owned and used in the City, except that which is exempt from taxation under the Constitution and Laws of the State, is subject to taxation. An annual ordinance establishing the millage rate associated with the levy is adopted each year as a part of the budget adoption process.

Real property and all personal property other than vehicles are assessed for property tax purposes as of December 31 of each year. The basis for value of taxable property within the City is taken from the records of the Lexington County Assessor or the Richland County Assessor. Taxes are levied on July 1 with the passage of the fiscal year budget and millage ordinance, billed in October, and are due by January 15 in the year following their levy. A penalty of 3% is added to the tax bill on January 16; with an additional 7% added on February 2; and an additional 5% to the tax bill on March 17.

New vehicle property taxes are assessed and levied within 120 days of the registration date of the vehicle and payment is due upon receipt of the property tax notice. Other vehicle property taxes are assessed and levied in the month the vehicle is scheduled for license renewal with the South Carolina Department of Transportation and payment is due before the end of the month of the scheduled renewal.

For Government-wide financial statements, property taxes are recognized as revenue in the year for which they are levied. For Government Fund financial statements, City property tax revenues are recognized for the budget period to which they apply when they become measurable and available. Delinquent and unpaid property taxes are reported as receivables, less amounts estimated to be uncollectible.

#### **U. Program and General Revenue**

The City charges public fees for building permits and inspections, and admission fees for certain recreational activities. These fees as well as fines for traffic violations and grant revenues are recorded as program revenue in the Statement of Activities. General revenues reported by the City include property taxes, state-shared taxes, business licenses (which are appropriately not classified as program revenue charges for services due to their non-matching characteristics) and other government imposed non-exchange fees (e.g., franchise fees, which are general revenue fees-in-lieu of business licenses).

## NOTES TO FINANCIAL STATEMENTS

---

### NOTE 1. SUMMARY OF SIGNIFICANT ACCOUNTING POLICIES (CONTINUED)

#### V. Interfund Activities

Transfers between governmental and business-type activities on the Government-wide statements are reported in the same manner as general revenues. Exchange transactions between funds are reported as revenues in the seller funds and as expenditure/expenses in the purchaser funds. Flows of cash or goods from one fund to another without the requirement for repayment are reported as interfund transfers. Interfund transfers are reported as other financing sources/uses in governmental funds and after non-operating revenues/expenses in proprietary funds. Repayments from funds responsible for particular expenditures/expenses to the funds that initially paid for them are not presented on the financial statements.

#### W. Encumbrances

Encumbrance accounting, under which purchase orders, contracts and other commitments for expenditures are recorded to reflect the use of the applicable spending appropriations, is used by the General Fund during the year to control expenditures. Encumbrances do not constitute expenditures or liabilities. For budget purposes, encumbrances and unused expenditure appropriations lapse at year-end.

#### X. Accounting Estimates

The preparation of financial statements in conformity with generally accepted accounting principles requires management to make estimates and assumptions that affect the amounts reported in the financial statements and accompanying notes. Estimates are used to determine depreciation expense, and the allowance for doubtful accounts among other accounts. Actual results could differ from those estimates.

#### Y. Proprietary Funds Operating and Non-operating Revenues and Expenses

Proprietary funds distinguish operating revenues and expenses from non-operating items. Operating revenues and expenses generally result from providing goods and services in connection with a proprietary fund's principal ongoing operations. The City's business-type activities accounted for in proprietary funds are water and sewer sales and services. Operating expenses for proprietary funds include the cost of sales and services, administrative expenses, and depreciation on capital assets. All revenues and expenses not meeting this definition are reported as non-operating revenues and expenses.

## NOTES TO FINANCIAL STATEMENTS

---

### NOTE 2. STEWARDSHIP, COMPLIANCE AND ACCOUNTABILITY

#### **Budgetary Information**

The City utilizes the following procedures in establishing the budgetary data reflected in the financial statements:

1. Budgets are adopted on a GAAP basis. During the spring, the City's Administration, with other department input, develops a preliminary budget model for operational and capital expenditures, and develops revenue projections as a proposed means of financing the proposed expenditures.
2. Upon receipt of the budget estimates, the Council holds a first reading of the budget ordinance. Information about the budget ordinance is then published in the local newspaper. The ordinance sets the limit at the fund level, for which expenditures may not exceed appropriations. After two readings of the budget, the Council legally adopts the budget through the passage of the ordinance.
3. Budget accountability rests primarily with the operating departments of the City. In accomplishing the programs and objectives for which the budget was authorized, department directors are responsible for ensuring that their respective expenditures do not exceed the prescribed funding levels.
4. For each assigned function, a department is obligated to stay within budget for his area. The City Manager has the authority to make transfers across departments and funds. Such transfers are entered on the City's records. All unused expenditure appropriations lapse at year-end. However, the Council must approve any revisions that alter the total expenditures of any fund.
5. Budgeted amounts are as originally adopted, or as amended by the Council.

#### **Excess of Expenditures over Appropriations**

For the fiscal year ended June 30, 2021, expenses exceeded appropriations in the Water and Sewer Utility Fund in the amount of \$5,521,435. These over-expenditures were financed by certain non-operating revenues, capital contributions, and the use of net position.

## NOTES TO FINANCIAL STATEMENTS

---

### NOTE 3. CASH AND INVESTMENTS

As of June 30, 2021, the City had the following cash and cash equivalent balances:

Cash on hand	\$	1,850
Carrying amount of cash and cash equivalents		31,137,168
	\$	<u>31,139,018</u>
Statement of Net Position:		
Cash and cash equivalents	\$	17,079,811
Cash and cash equivalents - restricted		13,849,237
Statement of Fiduciary Net Position:		
Cash and cash equivalents		209,970
	\$	<u>31,139,018</u>

Certain cash and cash equivalents of the City are legally restricted for specified purposes. The major types of restrictions at June 30, 2021, were those imposed by the revenue source (i.e., hospitality tax, drug fund, etc.) and as stipulated in the bond offering documents.

Under State law, the City is authorized to hold funds in deposit accounts with banking institutions and invest funds in the following items: obligations of the United States and agencies thereof, obligations of the State of South Carolina or any of its political units, banks and savings and loan associations to the extent insured by an agency of the federal government, and/or certificates of deposit where the certificates are federally insured or collaterally secured by collateral of the types in the previously mentioned items.

#### ***Custodial Credit Risk – Deposits***

Custodial credit risk for deposits is the risk that, in the event of the failure of a depository financial institution, a government will not be able to recover deposits or will not be able to recover collateral securities that are in the possession of an outside party. State statutes require all deposits and investments (other than federal or state government instruments) to be collateralized by depository insurance, obligations of the U.S. government, or bonds of public authorities, counties, or municipalities. The City does not have a deposit policy for custodial credit risk. At June 30, 2021, the carrying amount of the City's cash deposits with financial institutions was \$31,139,018 and the financial institution's balances totaled \$33,187,977. As of June 30, 2021, all of the City's deposits were covered by federal depository insurance or by collateral held in the pledging financial institutions' trust department in the City's name. The City's cash on hand at June 30, 2021, amounted to \$1,850. Accordingly, the City was not exposed to custodial credit risk.

## NOTES TO FINANCIAL STATEMENTS

---

### NOTE 3. CASH AND INVESTMENTS (CONTINUED)

#### *Interest Rate Risk – Investments*

Interest rate risk is the risk that changes in interest rates will adversely affect the fair value of an investment. Investments held for longer periods are subject to increased risk of adverse interest rate changes. The City does not have a formal investment policy that limits investment maturities as a means of managing its exposure to fair value losses arising from increasing interest rates. As of June 30, 2021, the City had no investments subject to interest rate risk.

#### *Credit Risk – Investments*

Credit risk for investments is the risk that an issuer or other counterparty to an investment will not fulfill its obligations. State statute authorizes the City to invest in obligations of the United States and agencies thereof; general obligations of the State of South Carolina or any of its political units provided such obligations are rated as an "A" or better by Moody's Investors Service, Inc. and Standard and Poor's Corporation or their respective successors; interest bearing accounts in savings and loan associations to the extent that the same are insured by an agency of the Federal government; certificates of deposit where the certificates are collaterally secured by securities of the type described above, held by a third party as escrow agent or custodian, of a fair value not less than the amount of the certificates of deposit so secured, including interest, provided, however, such collateral shall not be required to the extent the same are insured by an agency of the United States Government; or deposit accounts with banking institutions insured and secured in the same manner. The statutes provide that all authorized investments shall have maturities consistent with the time or times when the invested monies will be needed in cash. Statutes also allow the State Treasurer to assist local governments in investing funds. The City is under no contractual agreements which restrict investment alternatives. The City has no investment policy that would further limit its investment choices other than its compliance with State Law. As of June 30, 2021, the City had no investments subject to credit risk.

#### *Custodial Credit Risk – Investments*

Custodial credit risk for investments is the risk that, in the event of a bank failure, the government will not be able to recover the value of its investments or collateral securities that are in the possession of an outside party. Investment balances were covered by collateral held by the financial institution's trust department in the City's name. The City does not have an investment policy for custodial credit risk. As of June 30, 2021, the City had no investments subject to custodial credit risk.

## NOTES TO FINANCIAL STATEMENTS

### NOTE 3. CASH AND INVESTMENTS (CONTINUED)

#### *Fair Value Measurements*

The City categorizes its fair value measurements within the fair value hierarchy established by generally accepted accounting principles. The hierarchy is based on the valuation inputs used to measure the fair value of the asset. Level 1 inputs are quoted prices in active markets for identical assets; Level 2 inputs are significant other observable inputs; and Level 3 inputs are significant unobservable inputs.

As of June 30, 2021, the City reported no investments subject to reporting in the fair value hierarchy.

### NOTE 4. RECEIVABLES

Receivables as of year-end, including the applicable allowances for uncollectible accounts, are as follows:

	<b>General Fund</b>	<b>Water and Fund Sewer</b>	<b>Nonmajor Governmental Funds</b>
Receivables:			
Property taxes	\$ 1,485,474	\$ -	\$ -
Sanitation and fire hydrant fees	94,259	-	-
Water and sewer accounts	-	3,431,962	-
Wastewater Treatment Plant contribution	-	90,037	-
Accommodations taxes	-	-	39,227
Other	564,222	-	1,773
Gross receivables	2,143,955	3,521,999	41,000
Less allowance for uncollectible	(1,261,053)	(858,920)	-
Net receivables	\$ 882,902	\$ 2,663,079	\$ 41,000

During 2018, the City executed a long-term note receivable with a developer. The note was for \$106,875 in capacity fees. It is payable monthly in the amount of \$2,227 with final payment due March 21, 2022. At June 30, 2021, the balance, reported in the Water and Sewer Fund, was \$20,039 and imputed interest is deemed immaterial.

**NOTES TO FINANCIAL STATEMENTS**

**NOTE 5. DUE TO/FROM OTHER FUNDS (INTERNAL BALANCES)**

The composition of interfund balances at June 30, 2021, were as follows:

<u>Receivable Fund</u>	<u>Payable Fund</u>	<u>Amount</u>
General Fund	Nonmajor Governmental Funds	\$ 180,040
General Fund	Water and Sewer Fund	28,782
Nonmajor Governmental Funds	Water and Sewer Fund	7,017
Water and Sewer Fund	General Fund	14,193
		<u>\$ 230,032</u>

The composition of interfund transfers as of June 30, 2021, consisted of the following:

<u>Transfer in</u>	<u>Transfer out</u>	<u>Amount</u>
General Fund	Nonmajor Governmental Funds	\$ 879,337
Total transfers		<u>\$ 879,337</u>

Interfund balances largely result from the time lag between the dates that (1) interfund goods and services are provided or reimbursable expenditures occur, (2) transactions are recorded in the accounting system, and (3) payments between funds are made.

**THE REMAINDER OF THIS PAGE INTENTIONALLY LEFT BLANK.**



## NOTES TO FINANCIAL STATEMENTS

### NOTE 6. CAPITAL ASSETS

Capital asset activity for the governmental activities for the year ended June 30, 2021, is as follows:

	<u>Beginning Balance</u>	<u>Increases</u>	<u>Decreases</u>	<u>Transfers</u>	<u>Ending Balance</u>
<b>Governmental activities:</b>					
Capital assets, not being depreciated:					
Land and rights-of-way	\$ 7,838,828	\$ -	\$ -	\$ -	\$ 7,838,828
Construction in progress	7,065,169	89,166	-	(6,954,050)	200,285
Total	<u>14,903,997</u>	<u>89,166</u>	<u>-</u>	<u>(6,954,050)</u>	<u>8,039,113</u>
Capital assets, being depreciated:					
Land improvements	9,872,007	-	-	6,954,050	16,826,057
Buildings and improvements	2,430,791	-	-	-	2,430,791
Furniture, vehicles, equipment	10,653,816	285,095	(200,865)	-	10,738,046
Total	<u>22,956,614</u>	<u>285,095</u>	<u>(200,865)</u>	<u>6,954,050</u>	<u>29,994,894</u>
Less accumulated depreciation for:					
Land improvements	(4,829,957)	(568,009)	-	-	(5,397,966)
Buildings and improvements	(1,534,928)	(90,064)	-	-	(1,624,992)
Furniture, vehicles, equipment	(7,940,179)	(754,085)	193,321	-	(8,500,943)
Total	<u>(14,305,064)</u>	<u>(1,412,158)</u>	<u>193,321</u>	<u>-</u>	<u>(15,523,901)</u>
Total capital assets, being depreciated, net	<u>8,651,550</u>	<u>(1,127,063)</u>	<u>(7,544)</u>	<u>6,954,050</u>	<u>14,470,993</u>
Governmental activities capital assets, net	<u>\$ 23,555,547</u>	<u>\$ (1,037,897)</u>	<u>\$ (7,544)</u>	<u>\$ -</u>	<u>\$ 22,510,106</u>

Depreciation expense totaled \$1,412,158 for the year ended June 30, 2021.

## NOTES TO FINANCIAL STATEMENTS

### NOTE 6. CAPITAL ASSETS (CONTINUED)

Capital asset activity for the business-type activities for the year ended June 30, 2021, is as follows:

	<u>Beginning Balance</u>	<u>Increases</u>	<u>Decreases</u>	<u>Transfers</u>	<u>Ending Balance</u>
<b>Business-type Activities</b>					
Capital assets, not being depreciated:					
Land	\$ 451,035	\$ -	\$ -	\$ -	\$ 451,035
Construction in progress	295,716	409,663	-	-	705,379
Total	<u>746,751</u>	<u>409,663</u>	<u>-</u>	<u>-</u>	<u>1,156,414</u>
Capital assets, being depreciated:					
Water plant and distribution system	72,879,976	-	-	-	72,879,976
Wastewater plant and collection system	118,285,907	-	-	-	118,285,907
Septage and grease facility	1,556,300	-	-	-	1,556,300
Furniture, vehicles, and equipment	10,419,013	84,760	(31,209)	-	10,472,564
Total	<u>203,141,196</u>	<u>84,760</u>	<u>(31,209)</u>	<u>-</u>	<u>203,194,747</u>
Less accumulated depreciation for:					
Buildings and improvements	(21,605,324)	(2,197,498)	-	-	(23,802,822)
Wastewater plant and collection system	(30,483,664)	(3,067,579)	-	-	(33,551,243)
Septage and grease facility	(314,978)	(52,146)	-	-	(367,124)
Furniture, vehicles, and equipment	(6,084,126)	(698,834)	31,209	-	(6,751,751)
Total	<u>(58,488,092)</u>	<u>(6,016,057)</u>	<u>31,209</u>	<u>-</u>	<u>(64,472,940)</u>
Total capital assets, being depreciated, net	<u>144,653,104</u>	<u>(5,521,634)</u>	<u>-</u>	<u>-</u>	<u>138,721,807</u>
Business-type activities capital assets, net	<u>\$ 145,399,855</u>	<u>\$ (5,111,971)</u>	<u>\$ -</u>	<u>\$ -</u>	<u>\$ 139,878,221</u>

Depreciation expense totaled \$6,016,057 for the year ended June 30, 2021. Depreciation expense charged to Governmental above was not allocated to specific functions in the Statement of Activities, as the City does not have a reasonable basis for allocation.

No interest was capitalized as part of the construction cost for Business-type Activities during the year ended June 30, 2021.

## NOTES TO FINANCIAL STATEMENTS

### NOTE 7. LONG-TERM DEBT OBLIGATIONS

Long-term debt of the City at June 30, 2021, consisted of the following:

#### A. Governmental Activities

Tax Increment Finance (TIF) Junior Lien Bonds, Series 2017, \$8,000,000, dated August 1, 2017, principal and interest (3.0%-4.0%) payable semi-annually, final payment due June 2037.	\$ 6,815,000
Installment purchase contract - (vehicles) \$374,000, dated August 14, 2017, interest at 1.78% per annum (payable monthly with principal), final payment due August 2021.	24,163
Installment purchase contract - (self-contained breathing apparatus) \$283,556, dated February 21, 2019, interest at 2.86% per annum (payable monthly with principal), final payment due March 2023.	122,097
Installment purchase contract - (vehicles) \$364,000, dated September 25, 2019, interest at 2.21% per annum (payable monthly with principal), final payment due October 2023.	216,371
Installment purchase contract - (vehicle) \$251,595, dated January 8, 2021, interest at 1.25% per annum (payable monthly with principal), final payment due January 2024.	217,212
	7,394,843
Less, current portions due within one year:	
TIF Junior lien bonds, Series 2017	(315,000)
Installment purchase contracts	(271,311)
Add, bond premium:	
Series 2017 bond premium (\$436,275 net of \$138,207 accumulated amortization)	298,068
Total bonds and installment purchase contracts, Governmental Activities	\$ 7,106,600

#### Series 2017 TIF Junior Lien Bonds

The City issued \$8.0 million tax increment financing (TIF) bond, Series 2017, dated August 1, 2017, for the purpose of financing certain improvements in the Redevelopment District (as defined in the amended Redevelopment Plan), including (i) demolition of certain properties within the Redevelopment Project Area; (ii) general infrastructure improvements of water, sewer, stormwater and roadways; (iii) construction of a new public safety facility; (iv) improvements and repairs to the City's Riverwalk and related greenway projects along the Congaree River; (v) the development and construction of an Interpretive Center; and (vi) certain other public development activities, improvements, and projects. The TIF Bonds are secured by Pledge Incremental Revenues collected from ad-valorem taxes within the District and deposited into a Special Tax Allocation Fund. The bonds are additionally secured by a pledge of the City's Water and Sewer Utility System revenues and thus constitutes a 'junior lien' (as defined in the Utility Bond Ordinance). Amortization expense on the bond premium totaled \$72,766 for the year end June 30, 2021, which is reported as part of interest expense.

## NOTES TO FINANCIAL STATEMENTS

### NOTE 7. LONG-TERM DEBT OBLIGATIONS (CONTINUED)

#### A. Governmental Activities (Continued)

##### Series 2017 TIF Junior Lien Bonds (Continued)

The annual debt service requirements for the 2017 TIF bonds are as follows at June 30, 2021:

TIF Bond, Series 2017 Year ending June 30,	Principal	Interest	Total
2022	\$ 315,000	\$ 252,062	\$ 567,062
2023	325,000	242,613	567,613
2024	340,000	229,612	569,612
2025	355,000	216,013	571,013
2026	365,000	201,812	566,812
2027-2031	2,065,000	777,463	2,842,463
2032-2036	2,500,000	351,494	2,851,494
2037	550,000	18,562	568,562
Total	<u>\$ 6,815,000</u>	<u>\$ 2,289,631</u>	<u>\$ 9,104,631</u>

##### Installment Purchase Contracts

During FY 2017-2018, the City entered into an installment purchase contract totaling \$374,000 for certain equipment and vehicles. At June 30, 2021, the outstanding balance totaled \$24,163. During FY 2018-2019, the City entered into an installment purchase contract totaling \$283,556 for a self-contained breathing apparatus. At June 30, 2021, the outstanding balance totaled \$122,097. During FY 2019-2020, the City entered into an installment purchase contract totaling \$364,000 for acquiring certain vehicles. At June 30, 2021, the outstanding balance totaled \$216,371. During FY 2020-2021, the City entered into an installment purchase contract totaling \$251,595 for acquiring certain vehicles. At June 30, 2021, the outstanding balance totaled \$217,212. The notes are collateralized by certain equipment and vehicles used in the Governmental Activities (General Fund) operation. The annual debt service requirements for the installment purchase contracts are as follows at June 30, 2021:

Installment Purchase Contracts Year ending June 30,	Principal	Interest	Total
2022	\$ 271,311	\$ 8,805	\$ 280,116
2023	227,254	3,586	230,840
2024	81,278	359	81,637
Total	<u>\$ 579,843</u>	<u>\$ 12,750</u>	<u>\$ 592,593</u>

## NOTES TO FINANCIAL STATEMENTS

### NOTE 7. LONG-TERM DEBT OBLIGATIONS (CONTINUED)

#### B. Business-type Activities

Clean Water State Revolving Funds (SRF) Loan, Series 2002, \$1,650,000, dated December 1, 2002, principal and interest (3.75% per annum), payable quarterly, final payment due September 2023.	\$ 230,167
Water and Sewer System Refunding Revenue Bonds, Series 2016A (taxable), \$8,470,000, dated March 29, 2016, principal and interest (.95% - 3.22% per annum), payable semi-annually, final payment due July 2024.	3,310,000
Water and Sewer System Refunding Revenue Bonds, Series 2016B (non-taxable), \$4,500,000, dated March 29, 2016, principal and interest (3.00% - 4.00% per annum), payable semi-annually, final payment due July 2028.	4,500,000
Clean Water State Revolving Funds (SRF) Loan, Series 2017, \$24,560,378, dated February 9, 2017, principal and interest (1.80% per annum), payable quarterly, final payment due December 2048.	22,976,971
Water and Sewer System Refunding Revenue Bonds, Series 2020, \$20,535,000, dated July 21, 2020, principal and interest (2.05% - 5.00%), payable semi-annually, final payment due June 2036.	19,340,000
Installment purchase contract - (water meters) \$1,200,000, dated March 27, 2018, interest at 2.63% per annum, final payment due March 2022.	234,709
	50,591,847
Add/Subtract:	
Series 2016A bond discount (\$44,769 net of \$34,296 accumulated amortization)	(10,473)
Series 2016B bond premium (\$660,846 net of \$293,670 accumulated amortization)	367,176
Series 2020 bond premium (\$4,109,478 net of \$538,157 accumulated amortization)	3,571,321
Current portion, State Revolving Fund loans (Series 2002 and 2017)	(756,600)
Current portion, revenue bonds (Series 2016A and 2020)	(2,150,000)
Current portion, installment purchase contracts payable	(234,709)
	\$ 51,378,562

#### Series 2017 SRF Loan

The City issued \$24,560,378 Clean Water State Revolving Fund Loan, Series 2017, dated February 9, 2017, for the purpose of defraying costs associated with certain Water and Sewer Fund infrastructure improvements. The Series 2017 loan is secured by and payable solely from a pledge of and lien upon the Net Revenues (as defined in the Series Ordinance) on a parity with the pledge thereof securing the payment of the Outstanding Bonds (as defined in the Series Ordinance) and any other Additional Bonds (as defined in the Series Ordinance) hereafter issued.

## NOTES TO FINANCIAL STATEMENTS

### NOTE 7. LONG-TERM DEBT OBLIGATIONS (CONTINUED)

#### B. Business-type Activities (Continued)

##### Series 2017 SRF Loan (Continued)

The annual debt service requirements for the 2017 SRF loan are as follows at June 30, 2021:

<b>SRF Loan, Series 2017</b>			
<b>Year ending June 30,</b>	<b>Principal</b>	<b>Interest</b>	<b>Total</b>
2022	\$ 655,738	\$ 404,382	\$ 1,060,120
2023	667,639	392,481	1,060,120
2024	679,756	380,364	1,060,120
2025	692,093	368,027	1,060,120
2026	704,654	355,466	1,060,120
2027-2031	3,719,809	1,580,790	5,300,599
2032-2036	4,069,845	1,230,754	5,300,599
2037-2041	4,452,820	847,779	5,300,599
2042-2046	4,871,832	428,767	5,300,599
2047-2049	2,462,785	45,868	2,508,653
Total	<u>\$ 22,976,971</u>	<u>\$ 6,034,678</u>	<u>\$ 29,011,649</u>

##### Series 2002 SRF Loan

The City issued \$1,605,115 Clean Water State Revolving Fund Loan, Series 2002 for the purpose of defraying costs associated with certain Water and Sewer Fund infrastructure improvements. The Series 2002 loan is secured by and payable solely from a pledge of and lien upon the Net Revenues (as defined in the Series Ordinance) on a parity with the pledge thereof securing the payment of the Outstanding Bonds (as defined in the Series Ordinance) and any other Additional Bonds (as defined in the Series Ordinance) hereafter issued. The annual debt service requirements for the 2002 SRF loan are as follows at June 30, 2021:

<b>SRF Loan, Series 2002</b>			
<b>Year ending June 30,</b>	<b>Principal</b>	<b>Interest</b>	<b>Total</b>
2022	\$ 100,862	\$ 4,332	\$ 105,194
2023	103,151	2,043	105,194
2024	26,154	147	26,301
Total	<u>\$ 230,167</u>	<u>\$ 6,522</u>	<u>\$ 236,689</u>

## NOTES TO FINANCIAL STATEMENTS

### NOTE 7. LONG-TERM DEBT OBLIGATIONS (CONTINUED)

#### B. Business-type Activities (Continued)

##### Series 2016 A&B Bonds and Defeasance of Series 2007A Bonds

The City issued \$8,470,000 Series 2016A and \$4,500,000 Series 2016B Water and Sewer System Refunding Revenue Bonds, dated March 29, 2016, to advance refund the outstanding principal amounts of the Series 2007A Water and Sewer System Refunding and Improvement Revenue Bonds, (original principal amount of \$18,795,000 dated September 11, 2007). Net amortization of the Series 2016A discount and the Series 2016B premium was \$61,476 for the year ended June 30, 2021. Proceeds from the Series 2016A&B bonds were used to (1) redeem the callable portion of the Series 2007A bonds and (ii) establish an irrevocable escrow fund (trust account) held by a third-party. The amounts deposited in the trust account are invested in U.S. treasury securities and the interest and principal thereof shall be applied to the payment of the principal and interest on each of the outstanding Series 2007A bonds payable through July 1, 2020. The Series 2007A bonds are considered defeased 'in-substance' for accounting and financial reporting purposes, and the trust account assets and the liability for the defeased bonds are not included in the City's financial statements.

The Series 2016A bonds shall not be subject to optional redemption prior to their stated maturities. The Series 2016B bonds maturing on and after July 1, 2027, are subject to redemption at any time on and after July 1, 2026, at a redemption price of par plus accrued interest to the date of redemption.

The annual debt service requirements for the 2016A bonds are as follows at June 30, 2021:

##### Revenue Bond, Series 2016A

<u>Year ending June 30,</u>	<u>Principal</u>	<u>Interest</u>	<u>Total</u>
2022	\$ 800,000	\$ 84,933	\$ 884,933
2023	820,000	63,658	883,658
2024	925,000	38,508	963,508
2025	765,000	12,317	777,317
Total	<u>\$ 3,310,000</u>	<u>\$ 199,416</u>	<u>\$ 3,509,416</u>

## NOTES TO FINANCIAL STATEMENTS

### NOTE 7. LONG-TERM DEBT OBLIGATIONS (CONTINUED)

#### B. Business-type Activities (Continued)

##### Series 2016 A&B Bonds and Defeasance of Series 2007A Bonds (Continued)

The annual debt service requirements for the 2016B bonds are as follows at June 30, 2021:

##### Revenue Bond, Series 2016B

Year ending June 30,	Principal	Interest	Total
2022	\$ -	\$ 177,850	\$ 177,850
2023	-	177,850	177,850
2024	-	177,850	177,850
2025	215,000	174,625	389,625
2026	1,015,000	151,100	1,166,100
2027-2029	3,270,000	198,200	3,468,200
Total	<u>\$ 4,500,000</u>	<u>\$ 1,057,475</u>	<u>\$ 5,557,475</u>

##### Series 2020 Bond and Defeasance of Series 2009 and Series 2015 SRF Loans

The City issued \$20,535,000 Water and Sewer System Refunding Revenue Bonds, Series 2020, dated July 21, 2020, to (i) refund the outstanding principal amount of the Series 2009 Clean Water State Revolving Funds (SRF) Loan dated September 15, 2008; and (ii) refund the outstanding principal amount of the Series 2015 Clean Water State Revolving Funds (SRF) Loan dated January 29, 2015. Maturities on the Series 2020 Bonds mature serially on June 1, 2021 through June 1, 2036. The Series 2020 Bonds maturing on or after June 1, 2030, are subject to redemption prior to maturity, at the option of the City, at any time on and after June 1, 2029, as a whole or in part, at a redemption price equal to 100% of par plus accrued interest to the date of redemption. The Series 2020 Bonds are issued pursuant to the City's Master Bond Ordinance, dated February 2, 2016, and the applicable Series Ordinance dated April 22, 2020, and are secured by and payable from a pledge of the Net Revenues on a parity with the pledge of Net Revenues that secure the Outstanding Bonds and any Additional Bonds issued pursuant to the Bond Ordinance. The defeasance transaction of the Series 2009, 2015, and 2020 bonds resulted in an economic gain of \$1,174,594, a cash flow savings of \$1,377,638, and a deferred loss on the refunding of \$360,147, which is being amortized over the shorter life of the new refunding debt or the refunded (old) debt, with such amount being reported as a deferred outflow of resources on the Statement of Net Position. For the year ended June 30, 2021, accumulated amortization totaled \$32,741 and amortization expense of the bond refunding loss equaled \$32,741.



## NOTES TO FINANCIAL STATEMENTS

### NOTE 7. LONG-TERM DEBT OBLIGATIONS (CONTINUED)

#### B. Business-type Activities (Continued)

##### Series 2020 Bond and Defeasance of Series 2009 and Series 2015 SRF Loans

The annual debt service requirements for the 2020 bonds are as follows at June 30, 2021:

##### Revenue Bond, Series 2020

Year ending June 30,	Principal	Interest	Total
2022	\$ 1,350,000	\$ 872,523	\$ 2,222,523
2023	1,420,000	805,023	2,225,023
2024	1,490,000	734,023	2,224,023
2025	1,565,000	659,523	2,224,523
2026	1,645,000	581,273	2,226,273
2027-2031	9,575,000	1,584,363	11,159,363
2032-2036	2,295,000	90,763	2,385,763
Total	<u>\$ 19,340,000</u>	<u>\$ 5,327,491</u>	<u>\$ 24,667,491</u>

##### Wastewater System Contracts — State Revolving Fund Loans

Pursuant to the 208 Water Quality Management Plan developed by the Central Midlands Council of Governments, the City has been designated as the wastewater treatment service regional provider. Accordingly, the City, in addition to its inside and outside customers, has various intergovernmental agreement customers. The following agreements also involve State Revolving Fund loans.

##### *Springdale Agreement*

On August 30, 2001, the City and the City of Springdale entered into an agreement where the City provides sewer services to certain residents within the municipal limits of Springdale. Pursuant to the terms, Springdale pays the City an amount equal to all debt service and related costs associated with the Series 2002 SRF Loan, Annual remittances total \$105,194, and under the terms of the contract, have been accounted for as sewer service revenue. Such contract and receipt of revenues shall be required for all periods that the Series 2002 SRF Loan is outstanding but are contingent based on the annual budget appropriated by the City of Springdale. The Series 2002 SRF Loan matures on September 1, 2023.

## NOTES TO FINANCIAL STATEMENTS

### NOTE 7. LONG-TERM DEBT OBLIGATIONS (CONTINUED)

#### B. Business-type Activities (Continued)

##### *Lexington and Commission Agreement*

On August 28, 2009, the City entered into a Wastewater Services Agreement with the City of Lexington and the Lexington County Joint Municipal Water and Sewer Commission, which has a stated term of 30 years and may be automatically renewed for 2 successive 10-year periods thereafter. Pursuant to the Agreement, the Commission pays the City principal, interest and debt service coverage for 30.183% of the Series 2009 SRF Loan debt service requirements (in addition to other rates and charges). The monthly payment amount is \$52,894, or \$634,728 annually, plus an additional 15% of such amount for debt service coverage. According to the Agreement, revenue generated by the Debt Service Charge (as defined in the Agreement) shall be considered operating revenue for the City.

##### **Installment Purchase Contracts**

During fiscal year 2018, the City entered into an installment lease-purchase contract totaling \$1,200,000, dated March 27, 2018, for water meters. The note is collateralized by certain equipment used in the Business-type Activities (Water and Sewer Utility Fund) operations. At June 30, 2021, the outstanding balance totaled \$234,709. The annual debt service requirements for the installment purchase contracts are as follows at June 30, 2021:

##### **Installment Purchase Contracts**

<u>Year ending June 30,</u>	<u>Principal</u>	<u>Interest</u>	<u>Total</u>
2022	\$ 234,709	\$ 2,580	\$ 237,289
Total	<u>\$ 234,709</u>	<u>\$ 2,580</u>	<u>\$ 237,289</u>

## NOTES TO FINANCIAL STATEMENTS

### NOTE 7. LONG-TERM DEBT OBLIGATIONS (CONTINUED)

Changes in the long-term debt of the City during the year ended June 30, 2021, were as follows:

	<u>Beginning Balance</u>	<u>Additions</u>	<u>Retirements</u>	<u>Ending Balance</u>	<u>Due within One Year</u>
<b>Governmental Activities:</b>					
TIF Revenue Bonds - Series 2017	\$ 7,125,000	\$ -	\$ (310,000)	\$ 6,815,000	\$ 315,000
Premium on bonds	370,834	-	(72,766)	298,068	-
Total revenue bonds	7,495,834	-	(382,766)	7,113,068	315,000
Installment purchase contracts (direct borrowings)	657,095	251,595	(328,847)	579,843	271,311
Accrued compensated absences	432,565	158,781	(160,358)	430,988	160,358
Net pension liability	13,936,894	2,304,350	-	16,241,244	-
Total OPEB liability	2,825,033	-	(1,360,886)	1,464,147	-
	<u>\$ 25,347,421</u>	<u>\$ 2,714,726</u>	<u>\$ (2,232,857)</u>	<u>\$ 25,829,290</u>	<u>\$ 746,669</u>
<b>Business-type Activities:</b>					
State revolving loans (direct borrowings)	\$ 48,476,545	\$ -	\$ (25,269,407)	\$ 23,207,138	\$ 756,600
Water and Sewer System revenue bonds	8,590,000	20,535,000	(1,975,000)	27,150,000	2,150,000
Premium on bonds	440,564	4,109,478	(611,545)	3,938,497	-
Discount on bonds	(22,385)	-	11,912	(10,473)	-
Total revenue bonds	9,008,179	24,644,478	(2,574,633)	31,078,024	2,150,000
Installment purchase contracts (direct borrowings)	540,547	-	(305,838)	234,709	234,709
Accrued compensated absences	189,456	84,275	(96,122)	177,609	96,122
Net pension liability	6,909,945	897,408	-	7,807,353	-
Total OPEB liability	583,946	-	(259,673)	324,273	-
	<u>\$ 65,708,618</u>	<u>\$ 25,626,161</u>	<u>\$ (28,505,673)</u>	<u>\$ 62,829,106</u>	<u>\$ 3,237,431</u>

For the City's governmental activities, the General Fund is used to liquidate the accrued compensated absences, the net pension liability, and the total OPEB liability.

#### Revenue Bond Covenants

There are a number of limitations and restrictions contained in the City's revenue bond ordinances and indentures. In 2016, the City adopted a Master Bond Ordinance where it requires, among other requirements, for the City to prescribe and maintain rates and charges for services and facilities furnished by the Water and Sewer Utility system which, together with other income, are reasonably expected to yield annual Net Earnings (as defined in the Bond Ordinance) in the current fiscal year equal to at least the sum of 115% of the Annual Principal and Interest Requirement in such fiscal year for all bonds outstanding. Net Earnings under the Bond Ordinance include Capital Facility Charges.

## NOTES TO FINANCIAL STATEMENTS

---

### NOTE 7. LONG-TERM DEBT OBLIGATIONS (CONTINUED)

#### Security for Revenue Bonds and SRF Loans

As stated earlier and pursuant to the Master Bond Ordinance and applicable Series ordinances, the City's Revenue Bonds and SRF loans are secured by and payable from a pledge of the Utility System's Net Revenues (as defined in the Master Bond Ordinance). The pledge and liens securing the SRF Loans (Series' 2002, 2009, 2015 and 2017) are on parity in all respects with the pledge and liens securing the revenue bonds (Series 2016A&B). Security for the Series 2017 Tax Increment Financing (TIF) Bonds is an irrevocable pledge of certain incremental property tax revenues derived from the Redevelopment District (Pledged Incremental Revenues as defined in the Ordinance). If Pledged Incremental Revenues are insufficient to make bond payments, the City pledged Net Revenues from its Water and Sewer Utility System, which results in a Junior Lien Bond.

#### Redemptions

The Series 2016A Bonds shall not be subject to optional redemption prior to their stated maturities. The Series 2016B Bonds maturing on and after July 1, 2027, are subject to redemption at any time on and after July 1, 2026, at a redemption price of par plus accrued interest to the date of redemption. The City may prepay any outstanding SRF Loan balances plus accrued interest thereon without penalty. Redemption of the Series 2017 TIF Bonds maturing subsequent to June 15, 2027, are subject to redemption prior to maturity at the option of the City, on and after June 15, 2027, as a whole or in part at any time, at a redemption price equal to 100% of the principal amount thereof to be redeemed, together with interest accrued thereon to the date of redemption.

#### Events and Remedies of Default

Pursuant to the Master Bond Ordinance, and as more fully described in Article XIII and XIV thereto, an event of default can occur when (i) payment of principal and interest on any Bond is not made when the same is due and payable, (ii) payment of principal and interest on any Junior Lien Bond is not made when the same is due and payable, (iii) the City does not comply with its Rate Covenant subject to certain exceptions as described in the Master Bond Ordinance, (iv) the City is incapable of fulfilling its obligations under the Master Bond Ordinance, or series bond ordinance(s), including a failure to operate the Water and Sewer Utility System in an efficient and businesslike fashion so as to materially impair the operations of the System if such cannot be corrected within a thirty (30) day period after written notice, or (v) the City defaults under any reimbursement agreement between the City and a provider of a surety bond, insurance policy or letter of credit. Upon the occurrence of an Event of Default, the Trustee may, and shall upon the written request of the Bond Holders of not less than fifty-one (51%) in the aggregate principal amount of outstanding bonds, declare all outstanding principal and accrued interest of bonds be immediately due and payable from all moneys and securities then held by the City.

## NOTES TO FINANCIAL STATEMENTS

---

### NOTE 8. EMPLOYEE RETIREMENT PLANS

#### Retirement Plan

##### *Overview:*

The South Carolina Public Employee Benefit Authority (PEBA), created July 1, 2012, and governed by an 11-member Board, is the state agency responsible for the administration and management of the various Retirement Systems and retirement programs of the state of South Carolina, including the State Optional Retirement Program and the S.C. Deferred Compensation Program, as well as the state's employee insurance programs. As such, PEBA is responsible for administering the South Carolina Retirement Systems' five defined benefit pension plans. PEBA has an 11-member Board of Directors, appointed by the Governor and General Assembly leadership, which serves as custodian, co-trustee and co-fiduciary of the Systems and the assets of the retirement trust funds. The Retirement System Investment Commission (Commission as the governing body, RSIC as the agency), created by the General Assembly in 2005, has exclusive authority to invest and manage the retirement trust funds' assets. The Commission, an eight-member board, serves as co-trustee and co-fiduciary for the assets of the retirement trust funds. By law, the State Fiscal Accountability Authority (SFAA), which consists of five elected officials, also reviews certain PEBA Board decisions regarding the actuary of the Systems. For purposes of measuring the net pension liability, deferred outflows and inflows of resources related to pensions, and pension expense, information about the fiduciary net position of the Systems and additions to/deductions from the Systems fiduciary net position have been determined on the accrual basis of accounting as they are reported by the Systems in accordance with generally accepted accounting principles (GAAP). For this purpose, revenues are recognized when earned and expenses are recognized when incurred. Benefit and refund expenses are recognized when due and payable in accordance with the terms of the plan. Investments are reported at fair value. PEBA issues an Annual Comprehensive Financial Report (ACFR) containing financial statements and required supplementary information for the Systems' Pension Trust Funds. The ACFR is publicly available through the Retirement Benefits' link on PEBA's website at [www.peba.sc.gov](http://www.peba.sc.gov), or a copy may be obtained by submitting a request to PEBA, 202 Arbor Lake Drive, Columbia, SC 29223. PEBA is considered a division of the primary government of the state of South Carolina and therefore, retirement trust fund financial information is also included in the ACFR of the state.

##### *Plan Description:*

The South Carolina Retirement System (SCRS), a cost-sharing multiple-employer defined benefit pension plan, was established July 1, 1945, pursuant to the provisions of Section 9-1-20 of the South Carolina Code of Laws for the purpose of providing retirement and other benefits for teachers and employees of the state and its political subdivisions. SCRS covers employees of state agencies, public school districts, higher education institutions, other participating local subdivisions of government and individuals newly elected to the South Carolina General Assembly at or after the 2012 general election.

## NOTES TO FINANCIAL STATEMENTS

---

### NOTE 8. EMPLOYEE RETIREMENT PLANS (CONTINUED)

#### Retirement Plan (Continued)

##### *Plan Description (Continued):*

The South Carolina Police Officers Retirement System (PORS), a cost-sharing multiple-employer defined benefit pension plan, was established July 1, 1962, pursuant to the provisions of Section 9-11-20 of the South Carolina Code of Laws for the purpose of providing retirement and other benefits to police officers and firefighters. PORS also covers peace officers, coroners, probate judges and magistrates.

##### *Membership:*

Membership requirements are prescribed in Title 9 of the South Carolina Code of Laws. A brief summary of the requirements under each system is described below.

**South Carolina Retirement System** - Generally, all employees of covered employers are required to participate in and contribute to the SCRS as a condition of employment. This plan covers general employees, teachers and individuals newly elected to the South Carolina General Assembly beginning with the November 2012 general election. An employee member of the SCRS with an effective date of membership prior to July 1, 2012, is a Class Two member. An employee member of the SCRS with an effective date of membership on or after July 1, 2012, is a Class Three member.

**South Carolina Police Officers Retirement System** - To be eligible for PORS membership, an employee must be required by the terms of his employment, by election or appointment, to preserve public order, protect life and property, and detect crimes in the state; to prevent and control property destruction by fire; or to serve as a peace officer employed by the Department of Corrections, the Department of Juvenile Justice, or the Department of Mental Health. Probate judges and coroners may elect membership in PORS. Magistrates are required to participate in PORS for service as a magistrate. PORS members, other than magistrates and probate judges, must also earn at least \$2,000 per year and devote at least 1,600 hours per year to this work, unless exempted by statute. An employee member of the system with an effective date of membership prior to July 1, 2012, is a Class Two member. An employee member of the system with an effective date of membership on or after July 1, 2012, is a Class Three member.

##### *Benefits:*

Benefit terms are prescribed in Title 9 of the South Carolina Code of Laws. PEBA does not have the authority to establish or amend benefit terms without a legislative change in the code of laws. Key elements of the benefit calculation include the benefit multiplier, years of service, and average final compensation. A brief summary of benefit terms for each system is presented below.

## NOTES TO FINANCIAL STATEMENTS

---

### NOTE 8. EMPLOYEE RETIREMENT PLANS (CONTINUED)

#### Retirement Plan (Continued)

**South Carolina Retirement System** - A Class Two member who has separated from service with at least five or more years of earned service is eligible for a monthly pension at age 65 or with 28 years credited service regardless of age. A member may elect early retirement with reduced pension benefits payable at age 55 with 25 years of service credit. A Class Three member who has separated from service with at least eight or more years of earned service is eligible for a monthly pension upon satisfying the Rule of 90 requirement that the total of the member's age and the member's creditable service equals at least 90 years. Both Class Two and Class Three members are eligible to receive a reduced deferred annuity at age 60 if they satisfy the five- or eight-year earned service requirement, respectively. An incidental death benefit is also available to beneficiaries of active and retired members of employers who participate in the death benefit program.

The annual retirement allowance of eligible retirees or their surviving annuitants is increased by the lesser of one percent or five hundred dollars every July 1. Only those annuitants in receipt of a benefit on July 1 of the preceding year are eligible to receive the increase. Members who retire under the early retirement provisions at age 55 with 25 years of service are not eligible for the benefit adjustment until the second July 1 after reaching age 60 or the second July 1 after the date they would have had 28 years of service credit had they not retired.

**South Carolina Police Officers Retirement System** - A Class Two member who has separated from service with at least five or more years of earned service is eligible for a monthly pension at age 55 or with 25 years of service regardless of age. A Class Three member who has separated from service with at least eight or more years of earned service is eligible for a monthly pension at age 55 or with 27 years of service regardless of age. Both Class Two and Class Three members are eligible to receive a deferred annuity at age 55 with five or eight years of earned service, respectively. An incidental death benefit is also available to beneficiaries of active and retired members of employers who participate in the death benefit program. Accidental death benefits are also provided upon the death of an active member working for a covered employer whose death was a natural and proximate result of an injury incurred while in the performance of duty.

The retirement allowance of eligible retirees or their surviving annuitants is increased by the lesser of one percent or five hundred dollars every July 1. Only those annuitants in receipt of a benefit on July 1 of the preceding year are eligible to receive the increase.

## NOTES TO FINANCIAL STATEMENTS

---

### NOTE 8. EMPLOYEE RETIREMENT PLANS (CONTINUED)

#### Retirement Plan (Continued)

##### *Contributions:*

Actuarial valuations are performed annually by an external consulting actuary to ensure applicable contribution rates satisfy the funding parameters specified in Title 9 of the South Carolina Code of Laws. Under these provisions, SCRS and PORS contribution requirements must be sufficient to maintain an amortization period for the financing of the unfunded actuarial accrued liability (UAAL) over a period that does not exceed the number of years scheduled in state statute. Legislation in 2017 increased, but also established a ceiling for SCRS and PORS employee contribution rates. Effective July 1, 2017, employee rates were increased to a capped rate of 9.00 percent for SCRS and 9.75 percent for PORS. The legislation also increased employer contribution rates beginning July 1, 2017, for both SCRS and PORS by two percentage points and further scheduled employer contribution rates to increase by a minimum of one percentage point in accordance with state statute. However, the General Assembly postponed the one percent increase in the SCRS and PORS employer contributions rates that was scheduled to go into effect beginning July 1, 2020. If the scheduled contributions are not sufficient to meet the funding periods set in state statute, the Board shall increase the employer contribution rates as necessary to meet the funding periods set for the applicable year. The maximum funding period of SCRS and PORS is scheduled to be reduced over a ten-year schedule from 30 years beginning fiscal year 2018 to 20 years by fiscal year 2028.

Additionally, the Board is prohibited from decreasing the SCRS and PORS contribution rates until the funded ratio is at least 85 percent. If the most recent annual actuarial valuation of the Systems for funding purposes shows a ratio of the actuarial value of system assets to the actuarial accrued liability of the system (the funded ratio) that is equal to or greater than 85 percent, then the Board, effective on the following July 1, may decrease the then current contribution rates upon making a finding that the decrease will not result in a funded ratio of less than 85 percent. If contribution rates are decreased pursuant to this provision, and the most recent annual actuarial valuation of the system shows a funded ratio of less than 85 percent, then effective on the following July 1, and annually thereafter as necessary, the Board shall increase the then current contribution rates until a subsequent annual actuarial valuation of the system shows a funded ratio that is equal to or greater than 85 percent. For the fiscal year ended June 30, 2021, the City contributed \$1,069,425 to the SCRS plan and \$707,651 to the PORS plan.



## NOTES TO FINANCIAL STATEMENTS

---

### NOTE 8. EMPLOYEE RETIREMENT PLANS (CONTINUED)

#### Retirement Plan (Continued)

##### *Contributions (Continued):*

Required employee contribution rates for the year ended June 30, 2021, are as follows:

##### **South Carolina Retirement System**

Employee class two	9.00% of earnable compensation
Employee class three	9.00% of earnable compensation

##### **South Carolina Police Officers Retirement System**

Employee class two	9.75% of earnable compensation
Employee class three	9.75% of earnable compensation

Required employer contribution rates for the year ended June 30, 2021, are as follows:

##### **South Carolina Retirement System**

Employer class two	15.41% of earnable compensation
Employer class three	15.41% of earnable compensation
Employer incidental death benefit	0.15% of earnable compensation

##### **South Carolina Police Officers Retirement System**

Employer class two	17.84% of earnable compensation
Employer class three	17.84% of earnable compensation
Employer incidental death benefit	0.20% of earnable compensation
Employer accidental death program	0.20% of earnable compensation

##### *Net Pension Liability:*

The June 30, 2020, (the measurement date) total pension liability, net pension liability, and sensitivity information were determined by the consulting actuary, Gabriel, Roeder, Smith and Company (GRS) and are based on the July 1, 2019. The total pension liability was rolled-forward from the valuation date to the plan's fiscal year ended June 30, 2020, using generally accepted actuarial principles. Information included in the following schedules is based on the certification provided by GRS.

The net pension liability is calculated separately for each system and represents that particular system's total pension liability determined in accordance with GASB No. 67, less that system's fiduciary net position. As of June 30, 2021, (measurement date of June 30, 2020), the net pension liability amounts associated with the SCRS and PORS plans on the following page.

## NOTES TO FINANCIAL STATEMENTS

### NOTE 8. EMPLOYEE RETIREMENT PLANS (CONTINUED)

#### Retirement Plan (Continued)

##### *Net Pension Liability (Continued):*

System	Total Pension Liability	Plan Fiduciary Net Position	Employers' Net Pension Liability	Plan Fiduciary Net Position as a Percentage of the Total Pension Liability	City's Proportionate Share of the Collective Net Pension Liability
SCRS	\$ 51,844,187,763	\$ 26,292,418,682	\$ 25,551,769,081	50.7%	0.059726%
PORS	\$ 8,046,386,629	\$ 4,730,174,642	\$ 3,316,211,987	58.8%	0.264984%

##### *Actuarial Assumptions and Methods:*

Actuarial valuations of the plan involve estimates of the reported amounts and assumptions about the probability of occurrence of events far into the future. Examples include assumptions about future employment, mortality, and future salary increases. Amounts determined regarding the net pension liability are subject to continual revision as actual results are compared with past expectations and new estimates are made about the future. South Carolina state statute requires that an actuarial experience study be completed at least once in each five-year period. An experience report on the Systems was most recently issued for the period ending June 30, 2019, for the first use in the July 1, 2021, actuarial valuation.

The following table provides a summary of the actuarial assumptions and methods used in the July 1, 2019, valuations for SCRS and PORS.

	<u>SCRS</u>	<u>PORS</u>
Actuarial cost method	Entry Age Normal	Entry Age Normal
Actuarial assumptions:		
Investment rate of return	7.25%	7.25%
Projected salary increases	3.0% to 12.5% (varied by service)	3.5% to 9.5% (varies by service)
Includes inflation at	2.25%	2.25%
Benefit adjustments	lesser of 1% or \$500	lesser of 1% or \$500

The post-retiree mortality assumption is dependent upon the member's job category and gender. The base mortality assumption, the 2016 Public Retirees of South Carolina Mortality table (2016 PRSC), was developed using the Systems' mortality experience. These base rates are adjusted for future improvement in mortality using published Scale AA projected from the year 2016.

## NOTES TO FINANCIAL STATEMENTS

### NOTE 8. EMPLOYEE RETIREMENT PLANS (CONTINUED)

#### Retirement Plan (Continued)

##### *Actuarial Assumptions and Methods (Continued):*

Former Job Class	Males	Females
General Employees and Members of the General Assembly	2016 PRSC Males multiplied by 100%	2016 PRSC Females multiplied by 111%
Public Safety and Firefighters	2016 PRSC Males multiplied by 125%	2016 PRSC Females multiplied by 111%

The long-term expected rate of return on pension plan investments is based upon 20-year capital market assumptions. The long-term expected rates of return represent assumptions developed using an arithmetic building block approach primarily based on consensus expectations and market-based inputs. Expected returns are net of investment fees.

The expected returns, along with the expected inflation rate, form the basis for the target asset allocation adopted at the beginning of the 2020 fiscal year. The long-term expected rate of return is produced by weighting the expected future real rates of return by the target allocation percentage and adding expected inflation and is summarized in the table below. For actuarial purposes, the 7.25 percent assumed annual investment rate of return used in the calculation of the TPL includes a 5.00 percent real rate of return and a 2.25 percent inflation component.

The target allocation and best estimates of arithmetic real rates of return for each major asset class are summarized in the table on the following page.

**THE REMAINDER OF THIS PAGE INTENTIONALLY LEFT BLANK.**

## NOTES TO FINANCIAL STATEMENTS

### NOTE 8. EMPLOYEE RETIREMENT PLANS (CONTINUED)

#### Retirement Plan (Continued)

*Actuarial Assumptions and Methods (Continued):*

<b>Allocation/Exposure</b>	<b>Policy Target</b>	<b>Expected Arithmetic Real Rate of Return</b>	<b>Long-term Expected Portfolio Real Rate of Return</b>
<b>Global Equity</b>	<b>51.0%</b>		
Global Public Equity	35.0%	7.81%	2.73%
Private Equity	9.0%	8.91%	0.80%
Equity Options Strategies	7.0%	5.09%	0.36%
<b>Real Assets</b>	<b>12.0%</b>		
Real Estate (Private)	8.0%	5.55%	0.44%
Real Estate (REITs)	1.0%	7.78%	0.08%
Infrastructure (Private)	2.0%	4.88%	0.10%
Infrastructure (Public)	1.0%	7.05%	0.07%
<b>Opportunistic</b>	<b>8.0%</b>		
Global Tactical Asset Allocation	7.0%	3.56%	0.25%
Other Opportunistic Strategies	1.0%	4.41%	0.04%
<b>Credit</b>	<b>15.0%</b>		
High Yield Bonds/Bank Loans	4.0%	4.21%	0.17%
Emerging Markets Debt	4.0%	3.44%	0.14%
Private Debt	7.0%	5.79%	0.40%
<b>Rate Sensitive</b>	<b>14.0%</b>		
Core Fixed Income	13.0%	1.60%	0.21%
Cash and Short Duration (Net)	1.0%	0.56%	0.01%
	<hr/> 100.0%		
		Total expected real return	5.80%
		Inflation for actuarial purposes	2.25%
		Total expected nominal return	<hr/> <hr/> 8.05%

## NOTES TO FINANCIAL STATEMENTS

### NOTE 8. EMPLOYEE RETIREMENT PLANS (CONTINUED)

#### Retirement Plan (Continued)

*Discount Rate:*

The discount rate used to measure the TPL was 7.25 percent. The projection of cash flows used to determine the discount rate assumed that contributions from participating employers in SCRS and PORS will be made based on the actuarially determined rates based on provisions in the South Carolina Code of Laws. Based on those assumptions, the System's fiduciary net position was projected to be available to make all the projected future benefit payments of current plan members. Therefore, the long-term expected rate of return on pension plan investments was applied to all periods of projected benefit payments to determine the TPL. The following table presents the sensitivity of the net pension liability.

#### Sensitivity of the Net Position Liability to Changes in the Discount Rate

Fiscal Year	1% Decrease (6.25%)	Current Discount Rate (7.25%)	1% Increase (8.25%)
SCRS	\$ 18,914,325	\$ 15,261,150	\$ 12,210,706
PORS	11,633,101	8,787,447	6,502,570

*Pension Expense:*

For the year ended June 30, 2021, the City recognized its proportionate share of collective pension expense of \$1,707,568 and recognition of deferred amounts from changes in proportionate share and differences between employer contributions and the proportionate share of total plan employer contributions of \$183,285 for a total of \$1,890,853 for the SCRS plan. Additionally, for the year ended June 30, 2021, the City recognized its proportionate share of collective pension expense of \$1,265,806 and recognition of deferred amounts from changes in proportionate share and differences between employer contributions and the proportionate share of total plan employer contributions of \$219,456 for a total of \$1,485,262 for the PORS plan.

## NOTES TO FINANCIAL STATEMENTS

### NOTE 8. EMPLOYEE RETIREMENT PLANS (CONTINUED)

#### Retirement Plan (Continued)

*Deferred Outflows of Resources and Deferred Inflows of Resources Related to Pensions:*

At June 30, 2021, the City reported deferred outflows of resources and deferred inflows of resources related to the SCRS and PORS pension plans, respectively, from the following sources:

<b>South Carolina Retirement System</b>	<b>Deferred Outflows of Resources</b>	<b>Deferred Inflows of Resources</b>
Differences between expected and actual experience	\$ 176,093	\$ 57,709
Changes of assumptions	18,697	-
Net difference between projected and actual earnings on pension plan investments	1,122,585	-
Changes in proportion and differences between employer contributions and proportionate share of contributions	192,282	3,430
Employer contributions subsequent to the measurement date	1,069,425	-
Total	<u>\$ 2,579,082</u>	<u>\$ 61,139</u>
<b>South Carolina Police Officers Retirement System</b>	<b>Deferred Outflows of Resources</b>	<b>Deferred Inflows of Resources</b>
Differences between expected and actual experience	\$ 186,751	\$ 38,680
Changes of assumptions	107,236	-
Net difference between projected and actual earnings on pension plan investments	899,814	-
Changes in proportion and differences between employer contributions and proportionate share of contributions	433,301	-
Employer contributions subsequent to the measurement date	707,651	-
Total	<u>\$ 2,334,753</u>	<u>\$ 38,680</u>

## NOTES TO FINANCIAL STATEMENTS

### NOTE 8. EMPLOYEE RETIREMENT PLANS (CONTINUED)

#### Retirement Plan (Continued)

*Deferred Outflows of Resources and Deferred Inflows of Resources Related to Pensions (Continued):* City contributions subsequent to the measurement date of \$1,069,425 and \$707,651 for the SCRS plan and the PORS plan, respectively, are deferred outflows of resources and will be recognized as a reduction of the net pension liability in the year ended June 30, 2022. Other amounts reported as deferred outflows of resources and deferred inflows of resources related to pensions will be recognized in pension expense as follows:

Year ended June 30:	<u>SCRS</u>	<u>PORS</u>
2022	\$ 304,632	\$ 542,665
2023	426,863	443,825
2024	430,565	360,730
2025	286,458	241,202
Total	<u>\$ 1,448,518</u>	<u>\$ 1,588,422</u>

*Pension Plan Fiduciary Net Position:*

Detailed information regarding the fiduciary net position of the plans administered by PEBA is available in the separately issued ACFR containing financial statements and required supplementary information for SCRS and PORS. The ACFR of the Pension Trust Funds is publicly available on PEBA's Retirement Benefits' website at [www.retirement.sc.gov](http://www.retirement.sc.gov), or a copy may be obtained by submitting a request to PEBA, P.O. Box 11960, Columbia, SC 29211-1960.

THE REMAINDER OF THIS PAGE INTENTIONALLY LEFT BLANK.

## NOTES TO FINANCIAL STATEMENTS

### NOTE 9. OTHER POSTEMPLOYMENT BENEFITS OTHER THAN PENSIONS

#### Plan Description

In addition to the pension benefits described in Note 8, the City's single employer defined benefit OPEB plan (the "Plan"), provides, if elected, other post-employment benefits for any employee who was hired prior to July 1, 2009, and who qualifies under the South Carolina Retirement System's regular service retirement and who has 15 years of service with the City. The program is a single employer defined benefit OPEB plan administered by the City, as approved by the Mayor and City Council. "Section 2-123" of the City Code published in 1996, adopted and effective May 14, 1996, grants the authority to establish and amend the benefit terms and financing requirements (funding policy) to the City Council. No assets are accumulated in a trust that meets the criteria in paragraph 4 of GASB Statement No. 75. The plan does not issue separate stand-alone financial statements and is not included in the financial statements of another entity.

#### Plan Membership

As of June 30, 2021, measurement date of June 30, 2020, the Plan membership consisted of the following:

Active participants	48
Retirees and beneficiaries currently receiving benefits	17
Total	<u>65</u>

#### Benefits Provided

The OPEB plan offers retired employees' premium payments for the employee group health insurance (including dental and vision) at no cost. The City's medical policy premium rates are based upon age and ranged from \$513 to \$527 for the retiree, and from \$526 to \$539 for the spouse for the program year ended June 30, 2021. The retirees pay nothing for retiree only coverage and pay 100% for spouse coverage. The program covers the retired employee until the earlier of (1) the retired employee reaches age 65, or (2) the retired employee qualifies for health insurance under another plan. The spouse coverage ceases upon death of the retiree. The plan also provides all retirees with \$15,000 of life insurance benefits which costs \$44 per year, all of which is contributed by the employer.

#### City Contributions

The City's contributions are financed on a pay-as-you-go basis and, therefore, no trust fund has been established which would maintain plan assets. At June 30, 2021, the City had 17 retired employees with an average age of 62 years covered by the program with monthly premium costs averaging \$619 per participant.



## NOTES TO FINANCIAL STATEMENTS

### NOTE 9. OTHER POSTEMPLOYMENT BENEFITS OTHER THAN PENSIONS (CONTINUED)

#### Net OPEB Liability

At June 30, 2021, the City's total OPEB liability equaled \$1,788,420, of which \$1,464,147 was for Governmental Activities (General Fund) and \$324,273 was for Business-type Activities. This amount was based on an actuarial valuation as of June 30, 2020.

The components of the net OPEB Liability of the City as of June 20, 2020 (the measurement date), were as follows:

	<b>Total OPEB Liability (a)</b>
<b>Balances, beginning of year</b>	\$ 3,408,979
<b>Changes for the year:</b>	
Service cost	60,434
Interest	91,865
Difference between expected and actual experience	(1,682,277)
Assumption changes	75,091
Benefit payments, including refunds of employee contributions	(98,700)
Other changes	(66,972)
<b>Net changes</b>	<b>(1,620,559)</b>
<b>Balances, end of year</b>	<b>\$ 1,788,420</b>

## NOTES TO FINANCIAL STATEMENTS

### NOTE 9. OTHER POSTEMPLOYMENT BENEFITS OTHER THAN PENSIONS (CONTINUED)

#### Actuarial Assumptions

The total OPEB liability in the actuarial valuation was determined using the following actuarial assumptions and other inputs, applied to all periods included in the measurement, unless otherwise specified:

Cost method	Entry Age Normal
Inflation	2.50%
Projected salary increases	3.00%
Discount rate	2.66%
Health care trend - medical	7.00%
Health care trend - dental	2.00%
Health care trend - life insurance	0.00%
Retiree contribution	0% for retiree, 100% for spouse
Mortality, disability, retirement, and withdrawal rates	South Carolina Retirement System (SCRS) and Police Officers Retirement System (PORS) Pension Valuation Reports as of July 1, 2020
Morbidity rates	Under age 65 - 4.00% per age South Carolina Retirement System (SCRS) and Police Officers Retirement System (PORS) Pension Valuation Reports as of July 1, 2020
Election at retirement	100%
Marital status	5% of retirees electing coverage will cover a spouse

Since the last actuarial valuation dated July 1, 2019, the discount rate was lowered to 2.66% per GASB 75, which state that the discount rate should be a yield or index rate for 20-year, tax-exempt general obligation municipal bonds with an average rating of AA/Aa or higher (or equivalent quality on another rating scale). A rate of 2.66% was used for the measurement period ending June 30, 2020 (used for financial reporting at June 30, 2021), which is the S&P Municipal Bond 20-Year High-Grade Rate Index as of June 30, 2020.

Projections of benefits are based on the substantive program (the program as understood by the City and participants) and include the types of benefits in force at the valuation date and the pattern of sharing benefit costs between the City and the participants to that point. Assumptions may be made about participant data or other factors. Actuarial calculations reflect a long-term perspective and employ methods and assumptions that are designed to reduce short-term volatility in total other post-employment benefit (OPEB) liabilities and the actuarial value of other OPEB assets.

## NOTES TO FINANCIAL STATEMENTS

### NOTE 9. OTHER POSTEMPLOYMENT BENEFITS OTHER THAN PENSIONS (CONTINUED)

#### Sensitivity of the Net OPEB Liability to Changes in the Health Care Cost Trend Rates

The following exhibit presents the net OPEB liability of the Plan, calculated using current health care cost trend rates, as well as what the Plan's net OPEB liability would be if it were calculated using health care cost trend rates that are 1-percentage-point lower or 1-percentage-point higher than the current rates.

#### Sensitivity of the Net OPEB Liability to Changes in the Healthcare Cost Trend Rates

	Current Healthcare Cost Trend Rates	
1% Decrease		1% Increase
\$ 1,633,118	\$ 1,788,420	\$ 1,964,771

#### Sensitivity of the Net OPEB Liability to Changes in the Discount Rate

The following exhibits present the net OPEB liability of the Plan, calculated using the discount rate of 2.66%, as well as what the Plan's net OPEB liability would be if it were calculated using a Discount Rate that is 1-percentage-point lower or 1-percentage-point higher than the current rate:

#### Sensitivity of the Net OPEB Liability to Changes in the Discount Rates

	Discount Rate	
1% Decrease (1.66%)	(2.66%)	1% Increase (3.66%)
\$ 1,902,965	\$ 1,788,420	\$ 1,679,868

Actuarial valuations involve estimates of the value of reported amounts and assumptions about the probability of events in the future. Amounts determined regarding the funded status of the OPEB plan and the annual required contributions of the employer are subject to continual revision as actual results are compared to past expectations and new estimates are made about the future. The required schedule of funding progress presented as required supplementary information provides multiyear trend information that shows whether the actuarial value of OPEB assets is increasing or decreasing over time relative to the actuarial accrued liability for benefits.

## NOTES TO FINANCIAL STATEMENTS

### NOTE 9. OTHER POSTEMPLOYMENT BENEFITS OTHER THAN PENSIONS (CONTINUED)

#### Deferred Outflows and Inflows of Resources Related to OPEB

Since certain expense items are recognized over closed periods each year, the deferred portions of these items must be tracked annually. If the amounts will increase OPEB Expense they are classified as *Deferred Outflows of Resources*. If they serve to reduce OPEB Expense they are classified as *Deferred Inflows of Resources*. The recognition of these amounts is accomplished on a level dollar basis, with no interest included in the deferred amounts. Experience gains/losses and the impact of changes in actuarial assumptions or other inputs, if any, are recognized over the average expected remaining service life of the active and inactive Plan members at the beginning of the measurement period. Investment gains and losses are recognized over a fixed six-year period.

	<b>Deferred Outflows of Resources</b>	<b>Deferred Inflows of Resources</b>
Differences between expected and actual experience	\$ 38,357	\$ 1,396,942
Changes of assumptions	448,967	5,822
City contributions subsequent to the measurement date	85,725	-
Total	<b>\$ 573,049</b>	<b>\$ 1,402,764</b>

Amounts reported as deferred outflows of resources and deferred inflows of resources related to OPEB will be recognized in OPEB expense as follows:

	<b>Outflows of Resources</b>	<b>Inflows of Resources</b>
<b>Year ended June 30:</b>		
2022	\$ 106,246	\$ 286,524
2023	106,246	286,524
2024	106,246	286,524
2025	106,246	286,524
2026	62,340	256,668
	<b>\$ 487,324</b>	<b>\$ 1,402,764</b>

## NOTES TO FINANCIAL STATEMENTS

### NOTE 9. OTHER POSTEMPLOYMENT BENEFITS OTHER THAN PENSIONS (CONTINUED)

#### Deferred Outflows and Inflows of Resources Related to OPEB (Continued)

The City made contributions of \$85,725 subsequent to the measurement date of June 30, 2020, but within the fiscal year ended June 30, 2021, which will be recognized as a reduction in OPEB expense in fiscal year June 30, 2022.

### NOTE 10. RISK MANAGEMENT

The City is exposed to various risks of loss related to torts; theft of, damage to, and destruction of assets; errors and omissions; injuries to employees; and natural disasters. The City carries commercial property insurance coverage; general liability coverage; inland marine and automobile liability; professional and public official's liability; and various Fidelity bond coverages for its employees. There have been no significant reductions in insurance coverage in the current year and settled claims have not exceeded coverage in any of the last three fiscal years.

### NOTE 11. NET INVESTMENT IN CAPITAL ASSETS

Reported amounts for net investment in capital assets were as follows as of June 30, 2021:

	<b>Governmental Activities</b>	<b>Business-type Activities</b>
<b>Net Investment in Capital Assets:</b>		
Net capital assets	\$ 22,510,106	\$ 139,878,221
Less, capital related debt (net of unamortized bond premium/discount)	(7,692,911)	(54,519,871)
Add, deferred refunding charges	-	682,367
Add, unspent portion of debt proceeds	1,433,716	-
Total net investment in capital assets	\$ 16,250,911	\$ 86,040,717

## NOTES TO FINANCIAL STATEMENTS

---

### NOTE 12. COMMITMENTS AND CONTINGENCIES

#### Tax Abatements

The City's property tax revenues were reduced by \$1,175,633 under agreements entered into by Lexington County under Fee-in-lieu of Tax and Special Source Revenue Credit Program agreements for the year ended June 30, 2021. The State of South Carolina reimbursed Lexington County for \$5,072 of these revenues which the County subsequently remitted to the City.

#### Litigation

The City is party to legal proceedings that normally occur in governmental operations. City officials believe the legal proceedings are not likely to have a material adverse impact on the affected funds of the City.

#### Federal and State Assisted Programs

In the normal course of operations, the City receives grant funds from various federal and state agencies. The grant programs are subject to audit by agents of the granting authority, the purpose of which is to ensure compliance with conditions precedent to the granting of funds. Such audits could result in the refund of grant monies to the grantor agencies. However, management believes that any required refunds would be immaterial, and no provision has been made in the accompanying financial statements for the refund of grant monies.

### NOTE 13. RESTATEMENT

#### Change in Accounting Principle

In conjunction with the implementation of GASB Statement No. 84, *Fiduciary Activities*, the City is required to reevaluate the accounting treatment of fiduciary activities. The new standard requires the City to determine if funds are still considered fiduciary, and if so, if they are considered custodial funds under the new definitions of GASB Statement No. 84. Therefore, in conjunction with the implementation of GASB Statement No. 84, the following restatement was required to the beginning net position of the Fiduciary Activities to properly report the custodial funds as of July 1, 2020.

	<u>Custodial Funds</u>
Fiduciary net position, as previously reported	\$ -
Recognition of the beginning net position of the former Agency	10,683
Funds now reported as Custodial Funds	<u>\$ 10,683</u>

## **REQUIRED SUPPLEMENTARY INFORMATION**

**CITY OF CAYCE, SOUTH CAROLINA**

**GENERAL FUND  
SCHEDULE OF REVENUES, EXPENDITURES AND  
CHANGES IN FUND BALANCES - BUDGET AND ACTUAL - GAAP BASIS  
FOR THE FISCAL YEAR ENDED JUNE 30, 2021**

	Budget		Actual	Variance with Final Budget
	Original	Final		
<b>Revenues:</b>				
Property taxes	\$ 3,889,000	\$ 3,889,000	\$ 4,107,959	\$ (218,959)
Licenses and permits	4,199,542	4,350,892	4,783,945	(433,053)
Fines and forfeitures	200,200	200,200	130,123	70,077
State shared revenue	393,500	393,500	510,442	(116,942)
Current services	1,425,238	1,425,239	1,459,390	(34,151)
Grants and other	2,349,075	2,349,075	2,679,499	(330,424)
Interest income	2,000	2,000	423	1,577
Total revenues	12,458,555	12,609,906	13,671,781	(1,061,875)
<b>Expenditures:</b>				
Current:				
Legislative	131,664	131,664	135,540	(3,876)
Administrative	845,631	853,451	859,341	(5,890)
Recorder's court	233,631	233,811	215,602	18,209
Legal	93,075	93,075	133,562	(40,487)
Information technology	318,287	335,327	334,319	1,008
Finance and accounting	322,665	324,205	302,333	21,872
Tax collector	22,150	22,150	22,321	(171)
Public safety:				
Administrative	836,554	846,789	818,327	28,462
Detectives	735,590	740,950	736,622	4,328
Police	3,543,277	3,575,177	3,568,947	6,230
Fire	1,609,116	1,650,656	1,506,827	143,829
Animal services	83,368	86,108	79,152	6,956
Parks	266,123	269,963	273,188	(3,225)
Dispatch	409,731	415,751	391,277	24,474
Street lighting	347,000	347,000	404,161	(57,161)
Sanitation	1,178,498	1,196,078	1,185,264	10,814
Public buildings	115,717	115,957	98,795	17,162
Community relations	126,478	126,478	134,957	(8,479)
Planning and development	700,925	708,375	679,869	28,506
Museum	141,049	148,399	142,101	6,298
Parks	807,184	847,910	781,609	66,301
Garage	455,367	495,387	421,511	73,876
Non-departmental and support services	55,675	55,675	81,028	(25,353)
Debt service	363,400	363,400	344,201	19,199
Capital outlay	-	251,595	384,304	(132,709)
Total expenditures	13,742,155	14,235,331	14,035,158	200,173
Deficiency of revenues under expenditures	(1,283,600)	(1,625,425)	(363,377)	(1,262,048)
<b>Other financing sources:</b>				
Issuance of debt	-	251,595	251,595	-
Proceeds from sale of assets	360,000	360,000	472,353	(112,353)
Transfer from other funds	923,600	1,013,830	879,337	134,493
Total other financing sources	1,283,600	1,625,425	1,603,285	22,140
Net change in fund balances	-	-	1,239,908	(1,239,908)
<b>Fund balances, beginning of year</b>	7,684,968	7,684,968	7,684,968	-
<b>Fund balances, end of year</b>	\$ 7,684,968	\$ 7,684,968	\$ 8,924,876	\$ (1,239,908)



# CITY OF CAYCE, SOUTH CAROLINA

## NOTES TO REQUIRED SUPPLEMENTARY INFORMATION FOR THE YEAR ENDED JUNE 30, 2021

---

### **A. Budgets and Budgetary Accounting**

A legal operating budget is prepared annually for the General Fund and Water and Sewer Utility Fund: Informal budgetary controls are maintained for other funds, and accordingly, budgetary comparisons to actual are not presented. Generally, budgets are adopted on a basis consistent with generally accepted accounting principles. If applicable, project length financial plans are adopted for all capital project funds.

The City follows the procedures described below in establishing its annual budget.

- By April 1, the City Manager submits to the City Council a proposed operating budget for the fiscal year commencing the following July 1. The operating budget includes proposed expenditures (expenses) and the means of financing them.
- Public hearings are conducted to obtain taxpayer comments.
- By June 30, the budget is legally enacted through passage of an ordinance to set the tax levy (millage) for the fiscal year.
- Appropriations lapse, except for encumbered amounts, at the end of each fiscal year.

The City Manager is authorized to administer the budget and transfer amounts within and between departments and funds as necessary and designate continuing projects from fund balances or additional unbudgeted revenue and transfers. Subsequent expenditures approved by City Council shall automatically carry amendments to fund appropriation where applicable. Accordingly, the legal level of budgeting control is made by fund appropriation.

Budgeted amounts presented in the schedule are as originally adopted, or as amended. If budgeted expenditures exceeded estimated revenues, these deficits were funded (if necessary) by unassigned and applicable reserved fund balances and/or additional unbudgeted revenue and transfers.

#### **Budget to Actual Deficits**

Should actual General Fund expenditures exceed final budget, such differences would be funded by unassigned and reserved fund balances, additional unbudgeted revenue, and transfers as applicable.

**CITY OF CAYCE, SOUTH CAROLINA**

**REQUIRED SUPPLEMENTARY INFORMATION  
SCHEDULE OF CHANGES IN THE CITY'S TOTAL OPEB LIABILITY AND RELATED RATIOS  
FOR THE FISCAL YEAR ENDED JUNE 30,**

	<u>2021</u>	<u>2020</u>	<u>2019</u>	<u>2018</u>
Service cost	\$ 60,434	\$ 135,600	\$ 131,268	\$ 127,074
Interest	91,865	114,361	112,960	85,251
Differences between expected and actual experience	(1,682,277)	-	-	63,702
Changes in assumptions or other inputs	75,091	-	-	524,476
Contributions - employer	-	(60,331)	(62,184)	-
Benefit payments	(98,700)	(164,106)	(140,597)	(147,565)
Other changes	(66,972)	-	-	107,931
<b>Net change in total OPEB liability</b>	<u>(1,620,559)</u>	<u>25,524</u>	<u>41,447</u>	<u>760,869</u>
<b>Total OPEB liability - beginning</b>	<u>3,408,979</u>	<u>3,383,455</u>	<u>3,342,008</u>	<u>2,581,139</u>
<b>Total OPEB liability - ending</b>	<u>\$ 1,788,420</u>	<u>\$ 3,408,979</u>	<u>\$ 3,383,455</u>	<u>\$ 3,342,008</u>
<b>Discount Rate</b>	<b>2.66%</b>	<b>3.40%</b>	<b>3.40%</b>	<b>4.50%</b>
<b>Covered payroll</b>	<b>\$ 2,434,067</b>	<b>\$ 2,585,616</b>	<b>\$ 2,492,104</b>	<b>\$ 2,581,289</b>
<b>Total OPEB liability as a percentage of covered payroll</b>	<b>73.5%</b>	<b>131.8%</b>	<b>135.8%</b>	<b>129.5%</b>

**Notes to the Schedule:**

The schedule will present 10 years of information once it is accumulated.

# CITY OF CAYCE, SOUTH CAROLINA

## REQUIRED SUPPLEMENTARY INFORMATION SCHEDULE OF THE CITY'S PROPORTIONATE SHARE OF THE NET PENSION LIABILITY FOR THE YEAR ENDED JUNE 30,

### South Carolina Retirement System

Plan Year Ended June 30,	City's proportion of the net pension liability	City's proportionate share of the net pension liability	City's covered payroll	City's share of the net pension liability as a percentage of its covered payroll	Plan fiduciary net position as a percentage of the total pension liability
2020	0.0059726%	\$ 15,261,150	\$ 6,663,289	229.0%	50.7%
2019	0.0059017%	13,475,973	6,232,005	216.2%	54.4%
2018	0.0583940%	13,084,337	6,017,697	217.4%	54.1%
2017	0.0584570%	12,315,961	5,897,743	223.1%	53.3%
2016	0.0562080%	12,005,946	5,443,028	220.6%	52.9%
2015	0.0547510%	10,383,791	5,133,635	202.3%	57.0%
2014	0.0535100%	9,212,648	4,849,702	190.0%	59.9%
2013	0.0535100%	9,597,785	4,933,520	194.5%	59.9%

### South Carolina Police Officers Retirement System

Plan Year Ended June 30,	City's proportion of the net pension liability	City's proportionate share of the net pension liability	City's covered payroll	City's share of the net pension liability as a percentage of its covered payroll	Plan fiduciary net position as a percentage of the total pension liability
2020	0.264984%	\$ 8,787,447	\$ 4,002,981	219.5%	58.8%
2019	0.257188%	7,370,866	3,730,414	197.6%	62.7%
2018	0.240951%	6,827,440	3,336,280	204.6%	61.7%
2017	0.234710%	6,430,105	3,160,823	203.4%	60.9%
2016	0.228800%	5,803,556	2,916,939	199.0%	60.4%
2015	0.225160%	4,907,354	2,789,410	175.9%	64.6%
2014	0.228990%	4,383,771	2,762,383	158.7%	67.5%
2013	0.228990%	4,746,817	2,267,964	209.3%	67.5%

**Notes to the Schedule:**

The schedule will present 10 years of information once it is accumulated.

# CITY OF CAYCE, SOUTH CAROLINA

## REQUIRED SUPPLEMENTARY INFORMATION SCHEDULE OF THE CITY'S CONTRIBUTIONS FOR THE YEAR ENDED JUNE 30,

---

### South Carolina Retirement System

---

Fiscal Year Ended June 30,	Actuarially required contribution	Contributions in relation to the actuarially required contribution	Contribution deficiency (excess)	City's covered payroll	Contributions as a percentage of covered payroll
2021	\$ 1,069,425	\$ 1,069,425	-	\$ 6,872,912	15.6%
2020	1,026,813	1,026,813	-	6,663,289	15.4%
2019	898,032	898,032	-	6,232,005	14.4%
2018	811,322	811,322	-	6,017,697	13.5%
2017	667,638	667,638	-	5,897,743	11.3%
2016	635,004	635,004	-	5,443,028	11.7%
2015	557,599	557,599	-	5,133,635	10.9%
2014	514,069	514,069	-	4,849,702	10.6%
2013	486,663	486,663	-	4,933,520	9.9%

---

### South Carolina Police Officers Retirement System

---

Fiscal Year Ended June 30,	Actuarially required contribution	Contributions in relation to the actuarially required contribution	Contribution deficiency (excess)	City's covered payroll	Contributions as a percentage of covered payroll
2021	\$ 707,651	\$ 707,651	-	3,879,663	18.2%
2020	714,132	714,132	-	4,002,981	17.8%
2019	628,202	628,202	-	3,730,414	16.8%
2018	528,467	528,467	-	3,336,280	15.8%
2017	422,067	422,067	-	3,160,823	13.4%
2016	406,098	406,098	-	2,916,939	13.9%
2015	374,067	374,067	-	2,789,410	13.4%
2014	354,690	354,690	-	2,762,383	12.8%
2013	321,072	321,072	-	2,267,964	14.2%

**Notes to the Schedule:**

The schedule will present 10 years of information once it is accumulated.

# CITY OF CAYCE, SOUTH CAROLINA

## REQUIRED SUPPLEMENTARY INFORMATION NOTES TO THE SCHEDULE OF THE CITY'S CONTRIBUTIONS FOR THE FISCAL YEAR ENDED JUNE 30, 2021

---

Actuarial assumptions used in determining the statutorily required contributions are as follows:

System	SCRS	PORS
Calculation date	July 1, 2018	July 1, 2018
Actuarial cost method	Entry Age Normal	Entry Age Normal
Asset valuation method	5-year smoothed	5-year smoothed
Amortization method	Level % of pay	Level % of pay
Amortization period	29-year maximum, closed	29-year maximum, closed
Investment return	7.25%	7.25%
Inflation	2.25%	2.25%
Salary increases	3.00% plus step-rate increases for members with less than 21 years of service	3.50% plus step-rate increases for members with less than 15 years of service
Mortality	The 2016 Public Retirees of South Carolina Mortality Tables for Males and Females, both projected at Scale AA from the year 2016. Males rates multiplied by 100% for non-educators and 92% for educators. Female rates multiplied by 111% for non-educators and 98% for educators.	The 2016 Public Retirees of South Carolina Mortality Tables for Males and Females, both projected at Scale AA from the year 2016. Males rates multiplied by 125% and female rates are multiplied by 111%.

## **SUPPLEMENTARY INFORMATION**

**COMBINING AND INDIVIDUAL NONMAJOR FUND  
FINANCIAL STATEMENTS AND SCHEDULES**

**CITY OF CAYCE, SOUTH CAROLINA**

**COMBINING BALANCE SHEET  
NONMAJOR GOVERNMENTAL FUNDS  
JUNE 30, 2021**

	Special Revenue Funds							Total
	State	Local	Hospitality	ABC	Law	Museum	Debt Service	Nonmajor
	Accommodations	Accommodations	Tax	Permit	Enforcement	Fund	Fund	Governmental
ASSETS	Tax	Tax		Fund	Grant Fund			Funds
Cash and cash equivalents:								
Unrestricted	\$ -	\$ -	\$ -	\$ -	\$ -	\$ 70,300	\$ 3,205,721	\$ 3,276,021
Restricted	144,639	178,079	921,106	34,929	19,565	-	-	1,298,318
Other receivables	39,227	-	-	-	-	-	1,773	41,000
Due from other funds	-	-	-	-	-	7,017	-	7,017
Total assets	<u>183,866</u>	<u>178,079</u>	<u>921,106</u>	<u>34,929</u>	<u>19,565</u>	<u>77,317</u>	<u>3,207,494</u>	<u>4,622,356</u>
<b>LIABILITIES</b>								
Accounts payable	-	-	-	-	-	-	655,501	655,501
Due to other funds	1,961	178,079	-	-	-	-	-	180,040
Total liabilities	<u>1,961</u>	<u>178,079</u>	<u>-</u>	<u>-</u>	<u>-</u>	<u>-</u>	<u>655,501</u>	<u>835,541</u>
<b>FUND BALANCES</b>								
Restricted:								
Tourism and community development	181,905	-	921,106	-	-	-	-	1,103,011
ABC permit activities	-	-	-	34,929	-	-	-	34,929
Law enforcement	-	-	-	-	19,565	-	-	19,565
Debt service	-	-	-	-	-	-	2,551,993	2,551,993
Assigned								
Museum improvement	-	-	-	-	-	77,317	-	77,317
Total fund balances	<u>181,905</u>	<u>-</u>	<u>921,106</u>	<u>34,929</u>	<u>19,565</u>	<u>77,317</u>	<u>2,551,993</u>	<u>3,786,815</u>
Total liabilities and fund balances	<u>\$ 183,866</u>	<u>\$ 178,079</u>	<u>\$ 921,106</u>	<u>\$ 34,929</u>	<u>\$ 19,565</u>	<u>\$ 77,317</u>	<u>\$ 3,207,494</u>	<u>\$ 4,622,356</u>



**CITY OF CAYCE, SOUTH CAROLINA**

**NONMAJOR GOVERNMENTAL FUNDS  
COMBINING STATEMENT OF REVENUES, EXPENDITURES AND CHANGES IN FUND BALANCES  
FOR THE FISCAL YEAR ENDED JUNE 30, 2021**

	Special Revenue Funds							Total Nonmajor Governmental Funds
	State Accommodations Tax	Local Accommodations Tax	Hospitality Tax	ABC Permit Fund	Law Enforcement Grant Fund	Museum Fund	Debt Service Fund	
<b>Revenues:</b>								
Accommodations and hospitality taxes	\$ 110,261	\$ 178,079	\$ 1,310,720	\$ -	\$ -	\$ -	\$ -	\$ 1,599,060
Property taxes	-	-	-	-	-	-	1,289,302	1,289,302
Intergovernmental	-	-	15,000	-	-	-	-	15,000
State shared revenue	-	-	-	13,800	-	-	124,917	138,717
Interest on investments	-	-	-	-	-	-	227	227
Other	-	-	61	-	-	7,017	-	7,078
<b>Total revenues</b>	<b>110,261</b>	<b>178,079</b>	<b>1,325,781</b>	<b>13,800</b>	<b>-</b>	<b>7,017</b>	<b>1,414,446</b>	<b>3,049,384</b>
<b>Expenditures:</b>								
Planning and community development: Tourism related	923	-	272,283	-	-	-	-	273,206
Debt service: Principal	-	-	-	-	-	-	310,000	310,000
Interest and fiscal charges	-	-	-	-	-	-	261,363	261,363
<b>Total expenditures</b>	<b>923</b>	<b>-</b>	<b>272,283</b>	<b>-</b>	<b>-</b>	<b>-</b>	<b>571,363</b>	<b>844,569</b>
Excess of revenues over expenditures	109,338	178,079	1,053,498	13,800	-	7,017	843,083	2,204,815
<b>Other financing uses:</b>								
Transfers to other funds	(29,258)	(178,079)	(672,000)	-	-	-	-	(879,337)
<b>Total other financing uses</b>	<b>(29,258)</b>	<b>(178,079)</b>	<b>(672,000)</b>	<b>-</b>	<b>-</b>	<b>-</b>	<b>-</b>	<b>(879,337)</b>
Net change in fund balances	80,080	-	381,498	13,800	-	7,017	843,083	1,325,478
<b>Fund balances, beginning of year</b>	<b>101,825</b>	<b>-</b>	<b>539,608</b>	<b>21,129</b>	<b>19,565</b>	<b>70,300</b>	<b>1,708,910</b>	<b>2,461,337</b>
<b>Fund balances, end of year</b>	<b>\$ 181,905</b>	<b>\$ -</b>	<b>\$ 921,106</b>	<b>\$ 34,929</b>	<b>\$ 19,565</b>	<b>\$ 77,317</b>	<b>\$ 2,551,993</b>	<b>\$ 3,786,815</b>

**WATER AND SEWER UTILITY FUND**

**CITY OF CAYCE, SOUTH CAROLINA**

**WATER AND SEWER UTILITY FUND  
SCHEDULE OF REVENUE, EXPENSES AND  
CHANGES IN FUND NET POSITION - BUDGET AND ACTUAL - GAAP BASIS  
FOR THE FISCAL YEAR ENDED JUNE 30, 2021**

	Budget		Actual	Variance with Final Budget
	Original	Final		
<b>Operating Revenue</b>				
Water:				
Sales	\$ 6,300,000	\$ 6,300,000	\$ 5,738,069	\$ (561,931)
Connection fees	100,000	100,000	100,211	211
Sewer:				
Service charges	11,805,194	11,805,194	11,318,382	(486,812)
Connection fees	1,000	1,000	1,250	250
Septage/grease services:				
Sales and permits	1,253,000	1,253,000	1,691,239	438,239
Pretreatment set-up fees	98,500	98,500	92,230	(6,270)
Reconnection fees	31,000	31,000	37,813	6,813
Penalties	180,000	180,000	230,307	50,307
Miscellaneous	124,997	124,997	192,033	67,036
Total operating revenue	<u>19,893,691</u>	<u>19,893,691</u>	<u>19,401,534</u>	<u>(492,157)</u>
<b>Operating Expenses</b>				
Administrative	765,538	765,538	733,074	32,464
Utility billing	1,056,025	1,056,025	1,037,363	18,662
Water treatment plant	1,667,855	1,667,855	1,740,136	(72,281)
Water distribution and maintenance	1,741,312	1,741,312	1,552,180	189,132
Wastewater treatment plant	4,632,915	4,632,915	4,076,018	556,897
Sewer collection and outfall lines	1,997,356	1,997,356	1,604,553	392,803
Septage and grease receiving station	688,378	688,378	768,567	(80,189)
Non-departmental and support services	2,612,041	2,612,041	2,099,981	512,060
Depreciation	-	-	6,030,154	(6,030,154)
Total operating expenses	<u>15,161,420</u>	<u>15,161,420</u>	<u>19,642,026</u>	<u>(4,480,606)</u>
Operating income (loss)	<u>4,732,271</u>	<u>4,732,271</u>	<u>(240,492)</u>	<u>3,988,449</u>
<b>Non-operating Revenues (Expenses)</b>				
Grant revenue	30,000	30,000	105,638	75,638
Interest income	5,000	5,000	2,089	(2,911)
Gains from sale of capital assets	5,000	5,000	2,574	(2,426)
Interest expense	(10,528)	(10,528)	(1,059,357)	(1,048,829)
Fiscal agent fees	(8,000)	(8,000)	-	8,000
Total non-operating revenues (expenses)	<u>21,472</u>	<u>21,472</u>	<u>(949,056)</u>	<u>(970,528)</u>
Income (loss) before contributions	4,753,743	4,753,743	(1,189,548)	3,017,921
<b>Capital Contributions</b>				
Capacity charges and other capital contributions	487,000	487,000	678,018	-
<b>Change in net position</b>	<u>5,240,743</u>	<u>5,240,743</u>	<u>(511,530)</u>	<u>3,017,921</u>
<b>Net position, beginning of year</b>	<u>97,290,744</u>	<u>97,290,744</u>	<u>97,290,744</u>	<u>-</u>
<b>Net position, end of year</b>	<u>\$ 102,531,487</u>	<u>\$ 102,531,487</u>	<u>\$ 96,779,214</u>	<u>\$ 3,017,921</u>

## **CUSTODIAL FUNDS**

**CITY OF CAYCE, SOUTH CAROLINA**

**COMBINING STATEMENT OF FIDUCIARY NET POSITION  
FIDUCIARY FUNDS  
JUNE 30, 2021**

	<b>Custodial Funds</b>		<b>Total Custodial Funds</b>
	<b>Firemen's Fund</b>	<b>Police Fund</b>	
<b>ASSETS</b>			
Cash and cash equivalents - unrestricted	\$ -	\$ 30,402	\$ 30,402
Cash and cash equivalents - restricted	151,775	27,793	179,568
Total assets	<u>151,775</u>	<u>58,195</u>	<u>209,970</u>
<b>LIABILITIES</b>			
Amounts due to others	151,775	47,851	199,626
Total liabilities	<u>151,775</u>	<u>47,851</u>	<u>199,626</u>
<b>NET POSITION</b>			
Restricted for individuals, organizations and other governments	-	10,344	10,344
	<u>\$ -</u>	<u>\$ 10,344</u>	<u>\$ 10,344</u>

**CITY OF CAYCE, SOUTH CAROLINA**

**COMBINING STATEMENT OF CHANGES IN  
FIDUCIARY NET POSITION  
FIDUCIARY FUNDS**

**FOR THE FISCAL YEAR ENDED JUNE 30, 2021**

	<u>Custodial Funds</u>		<u>Total Custodial Funds</u>
	<u>Firemen's Fund</u>	<u>Police Fund</u>	
<b>ADDITIONS</b>			
Insurance fees	\$ 49,897	\$ -	\$ 49,897
Seizures	-	4,425	4,425
Interest income	7	-	7
Miscellaneous	415	-	415
	<u>50,319</u>	<u>4,425</u>	<u>54,744</u>
Total additions			
<b>DEDUCTIONS</b>			
Other custodial disbursements	<u>50,319</u>	<u>4,764</u>	<u>55,083</u>
	<u>50,319</u>	<u>4,764</u>	<u>55,083</u>
Total deductions			
Change in fiduciary net position	-	(339)	(339)
<b>Net position, beginning of year (restated)</b>	<u>-</u>	<u>10,683</u>	<u>10,683</u>
<b>Net position, end of year</b>	<u>\$ -</u>	<u>\$ 10,344</u>	<u>\$ 10,344</u>

## **VICTIM'S RIGHTS ASSISTANCE**

**CITY OF CAYCE, SOUTH CAROLINA**  
**UNIFORM SCHEDULE OF COURT FINES, ASSESSMENTS AND SURCHARGES (per ACT 96)**  
**For The Year Ended June 30, 2021**

FOR THE STATE TREASURER'S OFFICE:

<b>COUNTY / MUNICIPAL FUNDS COLLECTED BY CLERK OF COURT</b>	<b><u>General Sessions</u></b>	<b><u>Magistrate Court</u></b>	<b><u>Municipal Court</u></b>	<b><u>Total</u></b>
<b>Court Fines and Assessments:</b>				
Court fines and assessments collected	N/A	N/A	\$ 175,245	\$ 175,245
Court fines and assessments remitted to State Treasurer	N/A	N/A	157,910	157,910
<b>Total Court Fines and Assessments retained</b>	<b>N/A</b>	<b>N/A</b>	<b>\$ 17,335</b>	<b>\$ 17,335</b>
<b>Surcharges and Assessments retained for victim services:</b>				
Surcharges collected and retained	N/A	N/A	\$ 3,342	\$ 3,342
Assessments retained	N/A	N/A	13,993	13,993
<b>Total Surcharges and Assessments retained for victim services</b>	<b>N/A</b>	<b>N/A</b>	<b>\$ 17,335</b>	<b>\$ 17,335</b>

FOR THE DEPARTMENT OF CRIME VICTIM COMPENSATION (DCVC)

<b><u>VICTIM SERVICE FUNDS COLLECTED</u></b>	<b><u>Municipal</u></b>	<b><u>County</u></b>	<b><u>Total</u></b>
<b>Carryforward from Previous Year – Beginning Balance</b>	<b>\$ -</b>	<b>N/A</b>	<b>\$ -</b>
<b><u>Victim Service Revenue:</u></b>			
Victim Service Fines Retained by City/County Treasurer	-	N/A	-
Victim Service Assessments Retained by City/County Treasurer	13,993	N/A	13,993
Victim Service Surcharges Retained by City/County Treasurer	3,342	N/A	3,342
Interest Earned	-	N/A	-
Grant Funds Received			
Grant from:	-	N/A	-
General Funds Transferred to Victim Service Fund	57,908	N/A	57,908
<b>Contribution Received from Victim Service Contracts:</b>			
(1) Town of	-	N/A	-
(2) Town of	-	N/A	-
(3) City of	-	N/A	-
<b>Total Funds Allocated to Victim Service Fund + Beginning Balance (A)</b>	<b>\$ 75,243</b>	<b>N/A</b>	<b>\$ 75,243</b>



**CITY OF CAYCE, SOUTH CAROLINA**  
**UNIFORM SCHEDULE OF COURT FINES, ASSESSMENTS AND SURCHARGES (per ACT 96)**  
**For The Year Ended June 30, 2021**

<b><u>Expenditures for Victim Service Program:</u></b>	<b><u>Municipal</u></b>	<b><u>County</u></b>	<b><u>Total</u></b>
Salaries and Benefits	\$ 72,454	N/A	\$ 72,454
Operating Expenditures	2,789	N/A	2,789
<b>Victim Service Contract(s):</b>			
(1) Entity's Name	-	N/A	-
(2) Entity's Name	-	N/A	-
<b>Victim Service Donation(s):</b>			
(1) Domestic Violence Shelter:	-	N/A	-
(2) Rape Crisis Center:	-	N/A	-
(3) Other local direct crime victims service agency:	-	N/A	-
Transferred to General Fund		N/A	-
<b>Total Expenditures from Victim Service Fund/Program (B)</b>	<b>75,243</b>	<b>N/A</b>	<b>75,243</b>
Total Victim Service Funds Retained by Municipal/County Treasurer (A-B)	-	N/A	-
<b>Less: Prior Year Fund Deficit Repayment</b>	-	N/A	-
<b>Carryforward Funds – End of Year</b>	<b>\$ -</b>	<b>N/A</b>	<b>\$ -</b>

## **STATISTICAL SECTION**

# STATISTICAL SECTION

---

This part of the City's annual comprehensive financial report presents detailed information as a context for understanding what the information in the financial statements, note disclosures, required supplementary information, and supplementary information says about the City's overall financial health.

## Contents

	<u>Page</u>
<b>Financial Trends</b> .....	<b>87 - 93</b>
<i>These schedules contain trend information to help the reader understand how the County's financial performance and well-being have changed over time.</i>	
<b>Revenue Capacity</b> .....	<b>94 - 97</b>
<i>These schedules contain information to help the reader assess the County's most significant local revenue sources.</i>	
<b>Debt Capacity</b> .....	<b>98 - 103</b>
<i>These schedules present information to help the reader assess the affordability of the County's current levels of outstanding debt and the County's ability to issue additional debt in the future.</i>	
<b>Demographic and Economic Information</b> .....	<b>104 and 105</b>
<i>These schedules offer demographic and economic indicators to help the reader understand the environment within which the County's financial activities take place.</i>	
<b>Operating Information</b> .....	<b>106 - 108</b>
<i>These schedules contain service and infrastructure data to help the reader understand how the information in the County's financial report relates to the services the County provides and the activities it performs.</i>	

Sources: Unless otherwise noted, the information in these schedules is derived from the City's financial reports for the relevant year.

**CITY OF CAYCE, SOUTH CAROLINA**

**NET POSITION BY COMPONENT  
(Accrual basis of accounting)  
LAST TEN FISCAL YEARS**

<b>Governmental Activities</b>	<b>2021</b>	<b>2020</b>	<b>2019</b>	<b>2018</b>	<b>2017</b>	<b>2016</b>	<b>2015</b>	<b>2014</b>	<b>2013</b>	<b>2012</b>
Net investment in capital assets	\$ 16,250,911	\$ 16,893,546	\$ 17,383,993	\$ 16,595,971	\$ 15,430,572	\$ 13,078,235	\$ 11,187,075	\$ 4,809,369	\$ 4,317,009	\$ 3,847,244
Restricted	3,709,498	5,129,365	5,179,447	10,489,686	2,503,787	4,089,583	2,900,003	2,329,686	1,688,336	1,630,222
Unrestricted	<u>(6,110,682)</u>	<u>(9,109,828)</u>	<u>(8,521,214)</u>	<u>(13,118,929)</u>	<u>(5,338,793)</u>	<u>(6,446,015)</u>	<u>(5,968,176)</u>	<u>(10,307,729)</u>	<u>(1,149,730)</u>	<u>(858,419)</u>
Total governmental activities net position	<u>\$ 13,849,727</u>	<u>\$ 12,913,083</u>	<u>\$ 14,042,226</u>	<u>\$ 13,966,728</u>	<u>\$ 12,595,566</u>	<u>\$ 10,721,803</u>	<u>\$ 8,118,902</u>	<u>\$ (3,168,674)</u>	<u>\$ 4,855,615</u>	<u>\$ 4,619,047</u>
<b>Business-type Activities</b>										
Net investment in capital assets	\$ 86,040,717	\$ 87,328,355	\$ 87,473,689	\$ 84,289,609	\$ 80,976,020	\$ 78,314,467	\$ 79,196,265	\$ 73,208,919	\$ 67,123,141	\$ 66,405,669
Restricted	9,949,968	9,949,968	9,322,177	9,501,428	9,802,563	7,255,808	8,302,471	11,443,354	12,941,313	12,186,134
Unrestricted	<u>788,529</u>	<u>12,421</u>	<u>(1,506,592)</u>	<u>(1,462,306)</u>	<u>(1,560,368)</u>	<u>(100,462)</u>	<u>(2,830,540)</u>	<u>(1,725,791)</u>	<u>6,271,966</u>	<u>3,377,568</u>
Total business-type activities net position	<u>\$ 96,779,214</u>	<u>\$ 97,290,744</u>	<u>\$ 95,289,274</u>	<u>\$ 92,328,731</u>	<u>\$ 89,218,215</u>	<u>\$ 85,469,813</u>	<u>\$ 84,668,196</u>	<u>\$ 82,926,482</u>	<u>\$ 86,336,420</u>	<u>\$ 81,969,371</u>
<b>Primary Government</b>										
Net investment in capital assets	\$ 102,291,628	\$ 104,221,901	\$ 104,857,682	\$ 100,885,580	\$ 96,406,592	\$ 91,392,702	\$ 90,383,340	\$ 78,018,288	\$ 71,440,150	\$ 70,252,913
Restricted	13,659,466	15,079,333	14,501,624	19,991,114	12,306,350	11,345,391	11,202,474	13,773,040	14,629,649	13,816,356
Unrestricted	<u>(5,322,153)</u>	<u>(9,097,407)</u>	<u>(10,027,806)</u>	<u>(14,581,235)</u>	<u>(6,899,161)</u>	<u>(6,546,477)</u>	<u>(8,798,716)</u>	<u>(12,033,520)</u>	<u>5,122,236</u>	<u>2,519,149</u>
Total primary government net position	<u>\$ 110,628,941</u>	<u>\$ 110,203,827</u>	<u>\$ 109,331,500</u>	<u>\$ 106,295,459</u>	<u>\$ 101,813,781</u>	<u>\$ 96,191,616</u>	<u>\$ 92,787,098</u>	<u>\$ 79,757,808</u>	<u>\$ 91,192,035</u>	<u>\$ 86,588,418</u>

*Note: GASB 65 was implemented for the fiscal year ended 6/30/14. GASB 68 was implemented for fiscal year ended 6/30/15. Effects of implementing these statements are not reflected in fiscal years prior to 2014. GASB 75 was implemented effective for fiscal year ended 6/30/18. The effects of implementing GASB 75 are not reflected in fiscal years prior to 2018.*

**CITY OF CAYCE, SOUTH CAROLINA**

**NET POSITION BY COMPONENT  
(Accrual basis of accounting)  
LAST TEN FISCAL YEARS**

<b>Expenses</b>	<b>2021</b>	<b>2020</b>	<b>2019</b>	<b>2018</b>	<b>2017</b>	<b>2016</b>	<b>2015</b>	<b>2014</b>	<b>2013</b>	<b>2012</b>
<b>Governmental activities:</b> <sup>(1) (6) (7)</sup>										
General government	\$ 1,157,105	\$ 581,990	\$ 432,879	\$ 370,008	\$ 592,721	\$ 481,829	\$ 434,485	\$ 340,913	\$ 255,392	\$ 224,912
Information technology	351,880	139,732	67,575	115,260	108,495	84,776	85,962	92,887	106,544	73,396
Finance	346,966	92,532	86,242	83,901	73,568	117,820	56,868	61,747	70,355	82,275
Public safety	8,198,600	8,437,530	7,434,457	6,869,407	6,116,479	5,719,168	4,976,924	4,964,652	4,758,297	4,514,375
Public works	1,830,793	1,434,404	1,365,137	1,663,974	1,310,352	1,477,526	1,331,873	1,307,718	1,398,634	1,305,014
Planning and community development	1,138,277	1,627,370	1,334,661	1,267,474	924,506	790,776	675,085	575,489	628,271	595,472
Parks and museum	1,008,511	936,572	889,747	903,950	1,230,689	804,149	636,000	669,385	576,023	541,286
Garage	450,752	315,109	262,379	266,391	276,484	295,422	243,925	245,638	262,443	244,377
Depreciation (unallocated) <sup>(7)</sup>	1,412,158	1,456,515	1,389,879	1,032,413	896,646	708,459	651,325	671,572	721,268	671,692
Interest	257,668	286,664	274,356	266,732	16,513	36,977	55,817	84,250	109,691	123,814
<b>Total governmental activities</b>	<b>16,152,710</b>	<b>15,308,418</b>	<b>13,537,312</b>	<b>12,839,510</b>	<b>11,546,453</b>	<b>10,516,902</b>	<b>9,148,264</b>	<b>9,014,251</b>	<b>8,886,918</b>	<b>8,376,613</b>
<b>Business-type Activities:</b> <sup>(2) (6) (7)</sup>										
Water and sewer utility <sup>(7)</sup>	20,701,383	18,706,287	18,215,285	17,753,948	16,753,626	16,549,533	14,868,109	14,627,939	12,501,119	11,733,001
<b>Total business-type activities</b>	<b>20,701,383</b>	<b>18,706,287</b>	<b>18,215,285</b>	<b>17,753,948</b>	<b>16,753,626</b>	<b>16,549,533</b>	<b>14,868,109</b>	<b>14,627,939</b>	<b>12,501,119</b>	<b>11,733,001</b>
<b>Total primary government expenses</b>	<b>\$ 36,854,093</b>	<b>\$ 34,014,705</b>	<b>\$ 31,752,597</b>	<b>\$ 30,593,458</b>	<b>\$ 28,300,079</b>	<b>\$ 27,066,435</b>	<b>\$ 24,016,373</b>	<b>\$ 23,642,190</b>	<b>\$ 21,388,037</b>	<b>\$ 20,109,614</b>
<b>Program Revenue</b>										
<b>Governmental activities:</b>										
Charges for services <sup>(3)</sup>	1,589,513	\$ 1,703,623	\$ 1,479,312	\$ 1,229,471	\$ 1,255,379	\$ 1,270,485	\$ 1,460,765	\$ 948,157	\$ 1,014,772	\$ 1,053,270
Operating grants and contributions <sup>(1)</sup>	2,701,577	292,158	407,577	1,327,406	340,742	402,575	242,087	66,562	25,727	163,049
Capital grants and contributions	-	144,287	100,043	139,354	695,130	618,648	6,649,664	4,249	100,000	267,131
<b>Total governmental activities</b>	<b>4,291,090</b>	<b>2,140,068</b>	<b>1,986,932</b>	<b>2,696,231</b>	<b>2,291,251</b>	<b>2,291,708</b>	<b>8,352,516</b>	<b>1,018,968</b>	<b>1,140,499</b>	<b>1,483,450</b>
<b>Business-type Activities</b>										
Charges for services <sup>(4)</sup>	19,401,534	18,987,250	18,442,059	17,431,831	17,251,630	16,865,450	14,971,094	14,566,496	13,053,768	12,113,231
Operating grants and contributions	105,638	-	-	-	95,193	-	-	-	-	-
Capital grants and contributions	678,018	1,743,118	2,701,677	2,888,039	3,131,410	948,615	1,604,279	1,233,574	8,768,596	9,848,764
<b>Total business-type activities</b>	<b>20,185,190</b>	<b>20,730,368</b>	<b>21,143,736</b>	<b>20,319,870</b>	<b>20,478,233</b>	<b>17,814,065</b>	<b>16,575,373</b>	<b>15,800,070</b>	<b>21,822,364</b>	<b>21,961,995</b>
<b>Total primary government program revenue</b>	<b>\$ 24,476,280</b>	<b>\$ 22,870,436</b>	<b>\$ 23,130,668</b>	<b>\$ 23,016,101</b>	<b>\$ 22,769,484</b>	<b>\$ 20,105,773</b>	<b>\$ 24,927,889</b>	<b>\$ 16,819,038</b>	<b>\$ 22,962,863</b>	<b>\$ 23,445,445</b>

--CONTINUED--

**CITY OF CAYCE, SOUTH CAROLINA**

**CHANGES IN NET POSITION <sup>(5)</sup>  
(Accrual basis of accounting)  
LAST TEN FISCAL YEARS**

<b>General Revenue and Other Changes</b>	<b>2021</b>	<b>2020</b>	<b>2019</b>	<b>2018</b>	<b>2017</b>	<b>2016</b>	<b>2015</b>	<b>2014</b>	<b>2013</b>	<b>2012</b>
<b>Governmental activities:</b>										
Property taxes	\$ 5,349,779	\$ 4,710,174	\$ 4,815,538	\$ 4,436,724	\$ 4,367,332	\$ 4,066,933	\$ 3,786,956	\$ 3,783,478	\$ 3,616,400	\$ 3,756,223
Accommodation and hospitality taxes	1,599,060	1,524,268	1,272,104	1,268,973	1,147,949	1,074,154	787,971	98,941	90,033	86,297
State shared and unallocated intergovernmental	599,217	498,302	480,101	408,982	458,807	425,994	410,874	370,738	400,669	326,500
Business licenses and other taxes	4,783,945	4,883,608	4,893,838	5,302,089	5,049,090	4,586,377	6,704,824	4,043,886	3,344,898	4,087,220
Unrestricted investment earnings	1,454	17,794	25,296	3,470	1,555	1,201	1,777	1,813	2,309	4,053
Gain from sale of assets	464,809	58,261	-	43,968	-	35,000	-	171,314	22,854	-
Other	-	346,800	139,001	441,369	104,232	638,436	390,922	422,976	514,157	520,318
<b>Total governmental activities</b>	<b>12,798,264</b>	<b>12,039,207</b>	<b>11,625,878</b>	<b>11,905,575</b>	<b>11,128,965</b>	<b>10,828,095</b>	<b>12,083,324</b>	<b>8,893,146</b>	<b>7,991,320</b>	<b>8,780,611</b>
<b>Business-type Activities:</b>										
Unrestricted investment earnings	2,089	42,162	30,910	16,528	10,258	10,264	11,223	14,426	20,799	26,801
Gain (loss) on sale of assets	2,574	(64,773)	-	5,399	13,537	4,423	23,227	-	-	(844)
Other	-	-	1,182	-	-	-	-	-	14,619	-
<b>Total business-type activities</b>	<b>4,663</b>	<b>(22,611)</b>	<b>32,092</b>	<b>21,927</b>	<b>23,795</b>	<b>14,687</b>	<b>34,450</b>	<b>14,426</b>	<b>35,418</b>	<b>25,957</b>
<b>Total primary government general revenue and other changes</b>	<b>\$ 12,802,927</b>	<b>\$ 12,016,596</b>	<b>\$ 11,657,970</b>	<b>\$ 11,927,502</b>	<b>\$ 11,152,760</b>	<b>\$ 10,842,782</b>	<b>\$ 12,117,774</b>	<b>\$ 8,907,572</b>	<b>\$ 8,026,738</b>	<b>\$ 8,806,568</b>
 Extraordinary Item - Fire	 \$ -	 \$ -	 \$ -	 \$ -	 \$ -	 \$ -	 \$ -	 \$ -	 \$ -	 \$ (1,040,506)
 Special Item - Wastewater Treatment Plant disposal/decommissioned	 \$ -	 \$ -	 \$ -	 \$ -	 \$ -	 \$ -	 \$ -	 \$ -	 \$ (4,488,481)	 \$ -
<b>Changes in Net Position <sup>(5) (6) (7)</sup></b>										
Governmental activities	936,644	(1,129,143)	75,498	1,762,296	1,873,763	2,602,901	11,287,576	897,863	244,901	846,942
Business-type activities	(511,530)	2,001,470	2,960,543	2,587,849	3,748,402	1,279,219	1,741,714	1,186,557	4,868,182	10,254,951
<b>Total primary government changes in net position</b>	<b>\$ 425,114</b>	<b>\$ 872,327</b>	<b>\$ 3,036,041</b>	<b>\$ 4,350,145</b>	<b>\$ 5,622,165</b>	<b>\$ 3,882,120</b>	<b>\$ 13,029,290</b>	<b>\$ 2,084,420</b>	<b>\$ 5,113,083</b>	<b>\$ 11,101,893</b>

(1) The City reports expenses reimbursed by Water & Sewer Utility Fund net of reimbursement

(2) The City allocates overhead costs associated with its Utility Fund to the functional areas of Governmental Activities

(3) Charges for services for the governmental activities primarily consist of police fines, fire hydrant service fees, sanitation and tipping fees, and other special service fees

(4) Charges for services for the business-type activities consist primarily of sales for water and sewer services and septage and grease fees

(5) Beginning in 2013, the City implemented GASB Statement 63 and reclassified "net assets" to "net position"

(6) Beginning in 2014, the City implemented GASB Statement 65 and GASB Statement 68 which restated bond issue costs as expenses and restated pension liabilities and related deferrals

(7) Beginning in 2018 the City implemented GASB Statement 75 and GASB Statement 68 which changed the accounting and reporting for other post-employment benefits (OPEB)

**CITY OF CAYCE, SOUTH CAROLINA**

**PROGRAM REVENUE BY FUNCTION  
(Accrual basis of accounting)  
LAST TEN FISCAL YEARS**

<b>Function/Program</b>	<b>2021</b>	<b>2020</b>	<b>2019</b>	<b>2018</b>	<b>2017</b>	<b>2016</b>	<b>2015</b>	<b>2014</b>	<b>2013</b>	<b>2012</b>
<b>Governmental activities:</b>										
General government <sup>(1)</sup>	\$ 2,471,849	\$ -	\$ -	\$ -	\$ 59,539	\$ 30,000	\$ 149,968	\$ -	\$ -	\$ -
Information technology	-	-	-	-	-	-	-	-	-	-
Finance	-	-	-	-	-	-	-	-	-	-
Public safety	724,901	991,567	1,055,568	1,010,363	573,876	900,140	822,249	626,967	545,554	752,605
Public works	1,071,417	774,947	777,579	1,497,301	1,199,282	531,233	832,971	381,066	472,833	432,704
Planning and community development	22,078	302,713	50,336	73,338	121,179	212,815	8,467	6,200	121,286	27,757
Parks and museum	845	70,841	103,449	115,229	337,375	617,520	6,538,861	4,735	826	270,384
Garage	-	-	-	-	-	-	-	-	-	-
<b>Total governmental activities</b>	<b>4,291,090</b>	<b>2,140,068</b>	<b>1,986,932</b>	<b>2,696,231</b>	<b>2,291,251</b>	<b>2,291,708</b>	<b>8,352,516</b>	<b>1,018,968</b>	<b>1,140,499</b>	<b>1,483,450</b>
<b>Business-type Activities:</b>										
Water and sewer utility	20,185,190	20,730,368	21,143,736	20,319,870	20,478,233	17,814,065	16,575,373	14,629,867	21,822,364	21,961,995
<b>Total business-type activities</b>	<b>20,185,190</b>	<b>20,730,368</b>	<b>21,143,736</b>	<b>20,319,870</b>	<b>20,478,233</b>	<b>17,814,065</b>	<b>16,575,373</b>	<b>14,629,867</b>	<b>21,822,364</b>	<b>21,961,995</b>
<b>Total program revenue by function and program</b>	<b>\$ 24,476,280</b>	<b>\$ 22,870,436</b>	<b>\$ 23,130,668</b>	<b>\$ 23,016,101</b>	<b>\$ 22,769,484</b>	<b>\$ 20,105,773</b>	<b>\$ 24,927,889</b>	<b>\$ 15,648,835</b>	<b>\$ 22,962,863</b>	<b>\$ 23,445,445</b>

(1) The City reports governmental expenses reimbursed by the Water and Sewer Utility Fund net of such reimbursement

**CITY OF CAYCE, SOUTH CAROLINA**

**FUND BALANCES - GOVERNMENTAL FUNDS  
(Modified accrual basis of accounting)  
LAST TEN FISCAL YEARS**

	<u>2021</u>	<u>2020</u>	<u>2019</u>	<u>2018</u>	<u>2017</u>	<u>2016</u>	<u>2015</u>	<u>2014</u>	<u>2013</u>	<u>2012</u>
<b>General Fund</b>										
Nonspendable	\$ 146,388	\$ 181,605	\$ 181,733	\$ 65,085	\$ 150,444	\$ 64,979	\$ 559,143	\$ 48,921	\$ 51,930	\$ 41,613
Restricted	-	-	-	12,620	-	21,233	52,783	58,560	69,493	113,698
Committed	25,000	25,000	25,000	25,000	25,000	25,000	25,000	25,000	25,000	-
Assigned	1,002,830	1,002,831	964,941	971,072	968,388	930,600	923,610	4,107	9,944	17,261
Unassigned	7,750,658	6,475,532	6,104,929	6,592,195	5,374,540	4,859,534	4,124,328	1,090,810	476,052	694,031
<b>Total General Fund</b>	<u>8,924,876</u>	<u>7,684,968</u>	<u>7,276,603</u>	<u>7,665,972</u>	<u>6,518,372</u>	<u>5,901,346</u>	<u>5,684,864</u>	<u>1,227,398</u>	<u>632,419</u>	<u>866,603</u>
<b>All Other Governmental Funds</b>										
Nonspendable	-	-	-	-	-	-	-	-	-	-
Restricted, reported in:										
Special revenue funds	1,157,505	682,127	861,077	769,063	761,222	587,173	391,426	131,568	149,493	246,509
Debt service funds	2,551,993	1,708,910	1,426,238	949,330	550,615	996,764	1,133,993	752,375	794,432	497,847
Capital projects funds	1,433,716	1,490,928	2,048,940	7,068,546	447,405	735,245	428,440	754,698	655,607	717,567
Assigned, reported in:										
Special revenue funds	77,317	70,300	83,801	83,801	83,801	83,801	83,801	83,801	83,801	-
<b>Total all other governmental funds</b>	<u>\$ 5,220,531</u>	<u>\$ 3,952,265</u>	<u>\$ 4,420,056</u>	<u>\$ 8,870,740</u>	<u>\$ 1,843,043</u>	<u>\$ 2,402,983</u>	<u>\$ 2,037,660</u>	<u>\$ 1,722,442</u>	<u>\$ 1,683,333</u>	<u>\$ 1,461,923</u>
<b>Total primary government</b>	<u>\$ 14,145,407</u>	<u>\$ 11,637,233</u>	<u>\$ 11,696,659</u>	<u>\$ 16,536,712</u>	<u>\$ 8,361,415</u>	<u>\$ 8,304,329</u>	<u>\$ 7,722,524</u>	<u>\$ 2,949,840</u>	<u>\$ 2,315,752</u>	<u>\$ 2,328,526</u>



**CITY OF CAYCE, SOUTH CAROLINA**  
**CHANGES IN FUND BALANCES - GOVERNMENTAL FUNDS**  
**(Modified accrual basis of accounting)**  
**LAST TEN FISCAL YEARS**

	2021	2020	2019	2018	2017	2016	2015	2014	2013	2012
<b>Revenues:</b>										
Property taxes	\$ 5,397,261	\$ 4,759,028	\$ 4,827,981	\$ 4,350,359	\$ 4,236,423	\$ 4,068,045	\$ 3,776,095	\$ 3,794,008	\$ 3,610,099	\$ 3,721,458
Accommodation and hospitality taxes	1,599,060	1,524,268	1,272,104	1,251,922	1,147,949	1,068,426	697,654	-	-	-
Licenses and permits	4,783,945	5,093,506	4,930,242	5,387,772	5,171,194	4,799,886	6,969,845	4,182,122	3,401,971	4,145,714
Fines and forfeitures	130,123	180,781	187,075	181,171	214,485	260,880	329,068	268,380	223,204	316,604
State shared revenue	649,159	498,302	480,101	408,982	454,835	425,994	497,025	470,411	504,646	447,544
Current services	1,459,390	1,439,177	1,348,045	1,028,901	1,035,625	796,448	848,100	534,410	692,536	658,095
Grants and other	2,701,577	724,578	462,345	1,865,441	985,667	1,658,789	1,953,891	502,037	697,009	970,574
Interest income	1,454	17,794	25,296	3,470	1,555	1,201	1,777	1,813	2,308	4,054
Total revenues	16,721,969	14,237,434	13,533,189	14,478,018	13,247,733	13,079,669	15,073,455	9,753,181	9,131,773	10,264,043
<b>Expenditures:</b>										
Current:										
General government	1,344,045	653,815	524,290	448,499	489,207	510,972	418,861	335,743	257,965	237,577
Information technology	334,319	119,188	62,989	105,329	97,066	74,890	78,293	90,231	106,187	73,396
Finance	324,654	86,987	69,722	56,895	72,419	86,021	49,747	62,061	69,766	87,707
Public safety	7,374,340	7,636,225	6,961,529	6,304,196	5,815,970	5,604,141	4,972,902	5,020,310	4,752,127	4,566,632
Public works	1,689,720	1,384,975	1,312,104	1,285,574	1,253,360	1,424,195	1,309,947	1,289,663	1,397,514	1,321,336
Planning and community development/relations	1,088,032	1,586,487	1,300,695	1,216,325	897,323	840,806	618,430	569,700	625,823	603,295
Parks and museum	923,710	888,649	834,950	839,029	847,583	766,762	662,474	661,278	590,580	549,481
Garage	421,511	292,995	240,244	234,362	263,316	260,589	237,940	249,836	261,917	250,402
Non-department and support services	81,028	(910)	(4,087)	31,055	5,976	268	26,476	15,601	24,853	511,974
Debt service and other financing:										
Principal	638,847	652,471	529,199	481,562	491,714	603,207	672,857	666,678	664,914	685,536
Interest	276,717	193,211	195,344	166,770	28,590	36,997	55,817	89,405	109,691	123,814
Debt issue costs	-	-	-	310,868	19,000	-	-	-	-	-
Capital outlay	440,820	1,225,028	6,669,964	3,677,500	3,431,151	2,324,016	1,213,999	323,518	473,210	460,431
Total expenditures	14,937,743	14,719,121	18,696,943	15,157,964	13,712,675	12,532,864	10,317,743	9,374,024	9,334,547	9,471,581
Excess (deficiency) of revenues over (under) expenditures	1,784,226	(481,687)	(5,163,754)	(679,946)	(464,942)	546,805	4,755,712	379,157	(202,774)	792,462

**CITY OF CAYCE, SOUTH CAROLINA**

**CHANGES IN FUND BALANCES - GOVERNMENTAL FUNDS  
(Modified accrual basis of accounting)  
LAST TEN FISCAL YEARS**

	<u>2021</u>	<u>2020</u>	<u>2019</u>	<u>2018</u>	<u>2017</u>	<u>2016</u>	<u>2015</u>	<u>2014</u>	<u>2013</u>	<u>2012</u>
<b>Other Financing Sources (Uses)</b>										
Proceeds from TIF bond issue	\$ -	\$ -	\$ -	\$ 8,436,275	\$ -	\$ -	\$ -	\$ -	\$ -	\$ -
Proceeds from sale of assets	472,353	58,261	40,145	44,968	3,028	35,000	16,972	254,931	-	-
Installment purchase contracts	251,595	364,000	283,556	374,000	519,000	-	-	-	190,000	755,402
Transfers in	879,337	1,196,433	884,041	911,911	1,761,120	1,404,441	423,300	456,887	42,589	437,747
Transfers out	<u>(879,337)</u>	<u>(1,196,433)</u>	<u>(884,041)</u>	<u>(911,911)</u>	<u>(1,761,120)</u>	<u>(1,404,441)</u>	<u>(423,300)</u>	<u>(456,887)</u>	<u>(42,589)</u>	<u>(437,747)</u>
Total other financing sources	<u>723,948</u>	<u>422,261</u>	<u>323,701</u>	<u>8,855,243</u>	<u>522,028</u>	<u>35,000</u>	<u>16,972</u>	<u>254,931</u>	<u>190,000</u>	<u>755,402</u>
Net change in fund balances before extraordinary item	<u>2,508,174</u>	<u>(59,426)</u>	<u>(4,840,053)</u>	<u>8,175,297</u>	<u>57,086</u>	<u>581,805</u>	<u>4,772,684</u>	<u>634,088</u>	<u>(12,774)</u>	<u>1,547,864</u>
Extraordinary Item - Fire	<u>-</u>	<u>-</u>	<u>-</u>	<u>-</u>	<u>-</u>	<u>-</u>	<u>-</u>	<u>-</u>	<u>-</u>	<u>(1,040,506)</u>
Net change in fund balances	2,508,174	(59,426)	(4,840,053)	8,175,297	57,086	581,805	4,772,684	634,088	(12,774)	507,358
Fund balances, beginning of year	11,637,233	11,696,659	16,536,712	8,361,415	8,304,329	7,722,524	2,949,840	2,315,752	2,328,526	1,821,168
Fund balances, end of year	<u>\$ 14,145,407</u>	<u>\$ 11,637,233</u>	<u>\$ 11,696,659</u>	<u>\$ 16,536,712</u>	<u>\$ 8,361,415</u>	<u>\$ 8,304,329</u>	<u>\$ 7,722,524</u>	<u>\$ 2,949,840</u>	<u>\$ 2,315,752</u>	<u>\$ 2,328,526</u>
Debt service as a percentage of non-capital expenditures	<u>6.3%</u>	<u>6.3%</u>	<u>6.0%</u>	<u>5.6%</u>	<u>5.1%</u>	<u>6.3%</u>	<u>8.0%</u>	<u>8.4%</u>	<u>8.7%</u>	<u>9.0%</u>

(1) The City reports governmental expenditures reimbursed by the Water and Sewer Utility Fund net of such reimbursement

**CITY OF CAYCE, SOUTH CAROLINA**

**ASSESSED VALUE AND ESTIMATED ACTUAL VALUE OF TAXABLE PROPERTY  
LAST TEN FISCAL YEARS**

Year	Real and Personal Property					Total Taxable Assessed Value	Total Direct Tax Rate (1)	Estimated Actual Value	Percentage of Total Assessed Value to Estimated Actual Value
	Residential	Manufacturing/ Commercial/ Industrial	Motor Vehicles	Less: Tax Exempt (FILOT)					
<b>2012*</b>	\$ 32,995,290	\$ 27,666,827	\$ 4,801,730	\$ (18,539,870)	\$ 46,923,977	46.93	\$ 823,005,284	5.7%	
<b>2013</b>	33,861,520	31,369,790	5,303,320	(22,674,050)	47,860,580	43.27	834,372,162	5.7%	
<b>2014</b>	33,707,440	31,406,130	5,646,490	(22,208,610)	48,551,450	44.17	849,135,496	5.7%	
<b>2015</b>	34,138,570	34,547,080	5,994,890	(24,197,850)	50,482,690	44.17	573,465,498	5.7%	
<b>2016</b>	33,944,810	35,766,070	6,442,250	(24,673,760)	51,479,370	45.36	877,639,579	5.8%	
<b>2017</b>	33,676,700	36,613,870	6,186,310	(23,992,750)	52,484,130	45.36	923,812,039	5.9%	
<b>2018</b>	35,728,800	37,636,160	6,016,820	(24,118,800)	55,262,980	47.69	965,379,606	5.7%	
<b>2019</b>	38,087,130	38,287,970	6,095,340	(24,671,560)	57,798,880	49.69	977,291,004	5.9%	
<b>2020</b>	38,269,500	39,048,610	7,083,120	(24,710,220)	59,691,010	53.73	1,007,737,667	5.9%	
<b>2021*</b>	42,028,880	38,365,310	7,360,460	(22,235,700)	65,518,950	53.73	1,099,288,512	6.0%	

Source: Lexington County Auditor, Final Tax Year Assessments

(1) Direct tax rate reflects the millage assessed by the City and applied per \$1,000 or total assessed values

\*Results due to reassessment year

## CITY OF CAYCE, SOUTH CAROLINA

### PROPERTY TAX RATES - DIRECT AND OVERLAPPING GOVERNMENTS LAST TEN FISCAL YEARS (Rate per \$1,000 of assessed value)

Year	City Millage	County Millage	School District Millage	All Other Districts	Total Millage
<b>2012**</b>	46.930	71.709	176.210	22.690	317.539
<b>2013</b>	43.270	73.768	176.210	22.402	315.650
<b>2014</b>	44.170	76.728	176.210	22.502	319.610
<b>2015</b>	44.170	77.178	176.210	24.002	321.560
<b>2016</b>	45.360	76.968	225.960	22.443	370.731
<b>2017</b>	45.360	77.298	225.960	22.663	371.281
<b>2018</b>	47.690	75.646	225.960	22.543	371.839
<b>2019</b>	49.690	76.797	225.960	22.343	374.790
<b>2020</b>	53.730	77.985	225.960	21.115	383.090
<b>2021*</b>	53.730	75.592	230.220	20.100	379.642

Source: Lexington County Auditor, Final Millage Reports

\* Reassessment year effect on City Millage

\*\* For 2012 City Millage increase was due mainly to a one year only increase of 5 mills to help with the prior year budget deficiency as allowed by State Law

(1) Section 6-1-320 of Act 388 of the South Carolina Code of Laws establishes millage caps for local governing bodies equal to the increase in the average of the twelve monthly consumer price indexes for the most recent twelve-month period (January to December of the preceding calendar year), plus beginning in 2008, the percentage increase in the previous year in population growth as determined by the Office of Research and Statistics of the State Budget and Control Board.

**CITY OF CAYCE, SOUTH CAROLINA**

**PRINCIPAL PROPERTY TAXPAYERS**

**JUNE 30, 2021**

Taxpayer	2021			2012		
	Taxable Assessed Value	Rank	Percentage of Total Taxable Assessed Value	Taxable Assessed Value	Rank	Percentage of Total Taxable Assessed Value
Dominion/SCANA	\$ 7,862,670	1	13.49%	\$ 18,477,510	1	28.23%
Brickworks Apartments LLC	2,629,200	2	4.51%			
Advenir on Eleven LLC	1,765,790	3	3.03%			
Martin Marietta Materials	1,772,750	4	3.04%			
Owen Electric Steel	1,587,580	5	2.72%	4,064,880	2	6.21%
Otarre Point Realty Partners	1,530,690	6	2.63%			
SN Riverside LLC	1,044,510	7	1.79%			
PEP USC LLC	864,560	8	1.48%			
Granby Crossing LP	593,570	9	1.02%	448,820	8	0.69%
Cayce NNN LLC	588,190	10	1.01%			
Parkland Partnership	583,780	11	1.00%	508,990	7	0.78%
Carolina Gas Transmission LLC	525,820	12	0.90%			
PS Southeast Two LLC	494,170	13	0.85%			
Springriver Hotel LLC	492,440	14	0.85%			
Stein LLC	418,370	15	0.72%			
TWO Cayce Development LLP	406,980	16	0.70%			
Bellsouth Communications	366,290	17	0.63%	685,190	5	1.05%
PJ 827 Harrodsburg LLC ETAL	363,000	18	0.62%			
Southeastern Concrete Products	334,230	19	0.57%	199,950	17	0.31%
Southern First Bank	302,290	20	0.52%	259,190	10	0.40%
Totals	<u>\$ 24,526,880</u>		<u>42.09%</u>	<u>\$ 24,644,530</u>		<u>37.67%</u>

Source: Lexington County Auditor's Office

**CITY OF CAYCE, SOUTH CAROLINA**  
**PROPERTY TAX LEVIES AND COLLECTIONS <sup>(1)</sup>**  
**LAST TEN FISCAL YEARS**

Fiscal Year Ended June 30,	Tax Year	Taxes Levied for the Fiscal Year <sup>(2)</sup>	Collected within the Fiscal Year of the Levy		Collections in Subsequent Fiscal Years	Total Collections to Date	
			Current Amount	Percentage of Levy		Total <sup>(3)</sup>	Percentage of Levy
<b>2012*</b>	<b>2011</b>	\$ 2,074,837	\$ 2,004,015	96.59%	\$ 65,842	\$ 2,069,857	99.76%
<b>2013</b>	<b>2012</b>	1,966,151	1,901,655	96.72%	59,928	1,961,582	99.77%
<b>2014</b>	<b>2013</b>	2,022,381	1,958,919	96.86%	57,623	2,016,542	99.71%
<b>2015</b>	<b>2014</b>	2,108,286	2,043,271	96.92%	56,621	2,099,892	99.60%
<b>2016</b>	<b>2015</b>	2,196,970	2,124,920	96.72%	63,184	2,188,104	99.60%
<b>2017</b>	<b>2016</b>	2,349,498	2,286,122	97.30%	53,426	2,339,548	99.58%
<b>2018</b>	<b>2017</b>	2,530,406	2,455,628	97.04%	53,667	2,509,295	99.17%
<b>2019</b>	<b>2018</b>	2,756,108	2,633,466	95.55%	92,599	2,726,065	98.91%
<b>2020</b>	<b>2019</b>	3,072,189	2,965,319	96.52%	66,351	3,031,670	98.68%
<b>2021</b>	<b>2020</b>	3,335,147	3,222,328	96.62%	-	3,222,328	96.62%

Source: Lexington Source: Lexington County Auditor, Final Tax Year Assessments

(1) Collections do not include applicable penalties, interest, motor carriers, and fees-in-lieu-of-taxes (FILOT), payments from Richland County, or property taxes received from redevelopment areas for Tax Increment Financing bonds

(2) Information from the Lexington County Treasurer's Office, inclusive of abatements and supplements

(3) Property taxes are billed and collected by county governments. Real property taxes are reported by the county on a calendar-year and levy-year basis, while personal property taxes are levied on a monthly basis. Total collected amounts reported by the county differ slightly to amounts reported by the City.

**CITY OF CAYCE, SOUTH CAROLINA**

**RATIOS OF OUTSTANDING LONG-TERM DEBT BY TYPE  
LAST TEN FISCAL YEARS**

Fiscal Year Ended June 30	Governmental Activities			Business-Type Activities			Total Primary Government	Percentage of Personal Total Income	Amount Per Capita (Population)
	General Obligation Bonds	Tax Increment Financing (TIF) Revenue Bonds	Promissory Notes and Installment Purchase Contracts Payable	Water and Sewer System Revenue Bonds	Clean Water State Revolving Fund Loans	Installment Purchase Contracts Payable			
<b>2012*</b>	\$ -	\$ 2,219,547	\$ 1,217,108	\$ 20,110,000	\$ 35,574,548	\$ -	\$ 59,121,203	21.7%	\$ 4,640
<b>2013</b>	-	1,813,087	1,002,799	18,445,000	34,104,337	-	55,365,223	19.2%	4,367
<b>2014</b>	-	1,390,082	600,862	16,715,000	32,609,883	-	51,315,827	17.0%	3,990
<b>2015</b>	-	949,858	224,242	13,945,000	33,825,489	-	48,944,589	16.1%	3,779
<b>2016</b>	-	491,714	-	12,970,000	32,144,429	507,532	46,113,675	15.0%	3,563
<b>2017</b>	-	-	423,778	12,275,000	54,841,328	362,630	67,902,736	19.8%	4,771
<b>2018</b>	-	7,715,000	593,591	10,600,000	53,072,889	1,330,951	73,312,431	21.3%	5,205
<b>2019</b>	-	7,425,000	645,572	9,355,000	50,954,399	878,017	69,257,988	19.9%	4,919
<b>2020</b>	-	7,125,000	657,095	8,590,000	48,476,545	540,547	65,389,187	16.6%	4,668
<b>2021</b>	-	7,113,068	579,843	31,078,024	23,207,138	234,709	62,212,782	15.8%	4,502

Note: See "Demographic and Economic Statistics" table for personal income and per capita data

# CITY OF CAYCE, SOUTH CAROLINA

## RATIOS OF GENERAL BONDED DEBT OUTSTANDING LAST TEN FISCAL YEARS

Fiscal Year Ended June 30	Total General Bonded Indebtedness	Percentage of Assessed Value of Taxable Property	Amount Per Capital (Population)
<b>2012*</b>	\$ -	-	\$ -
<b>2013</b>	-	-	-
<b>2014</b>	-	-	-
<b>2015</b>	-	-	-
<b>2016</b>	-	-	-
<b>2017</b>	-	-	-
<b>2018</b>	-	-	-
<b>2019</b>	-	-	-
<b>2020</b>	-	-	-
<b>2021*</b>	-	-	-

Note: The City has no current general obligation bonds outstanding.

Source: City of Cayce Finance Department



**CITY OF CAYCE, SOUTH CAROLINA**

**TOTAL DIRECT AND OVERLAPPING DEBT  
JUNE 30, 2021**

<b>Political Subdivisions</b>	<b>Assessed Value</b>	<b>Debt Outstanding</b>	<b>Percentage Applicable to Cayce Taxpayers</b>	<b>Cayce Taxpayer Share of Debt</b>
Lexington County	\$ 1,468,726,600	\$ 20,415,000	6.04%	\$ 1,233,066
Lexington School District 2	335,884,800	216,435,000	26.43%	57,203,771
Lexington Recreation District	1,112,404,810	20,660,000	7.98%	1,648,668
Columbia Metropolitan Airport	1,468,726,600	3,230,000	6.04%	195,092
Riverbanks Zoo	1,468,726,600	26,505,000	6.04%	1,600,902
<b>Total Overlapping General Bonded Debt</b>		<b>\$ 287,245,000</b>		<b>\$ 61,881,499</b>
<b>Direct City Debt Outstanding</b>				
Governmental Activities:				
Tax Increment Financing (TIF)				
Revenue Bonds				\$ 7,113,068
Installment Purchase Contracts				579,843
				<b>\$ 7,692,911</b>
<b>Total Direct and Overlapping Debt</b>				<b>\$ 69,574,410</b>

Source: Lexington County Finance Department and City of Cayce Finance Department

**CITY OF CAYCE, SOUTH CAROLINA**

**LEGAL DEBT MARGIN INFORMATION  
LAST TEN FISCAL YEARS**

	<b>2021</b>	<b>2020</b>	<b>2019</b>	<b>2018</b>	<b>2017</b>	<b>2016</b>	<b>2015</b>	<b>2014</b>	<b>2013</b>	<b>2012</b>
Total Assessed Valuation	\$ 65,518,950	\$ 59,691,010	\$ 57,798,880	\$ 55,262,980	\$ 52,484,130	\$ 51,479,370	\$ 50,482,690	\$ 48,551,450	\$ 47,860,580	\$ 46,923,977
Maximum General Obligation Debt limited to 8% of total assessed valuation (1)	5,241,516	4,775,281	4,623,910	4,421,038	4,198,730	4,118,350	4,038,615	3,884,116	3,828,846	3,753,918
Outstanding bonds chargeable to bond limit	-	-	-	-	-	-	-	-	-	-
Legal debt margin	\$ 5,241,516	\$ 4,775,281	\$ 4,623,910	\$ 4,421,038	\$ 4,198,730	\$ 4,118,350	\$ 4,038,615	\$ 3,884,116	\$ 3,828,846	\$ 3,753,918
Total net debt applicable to the limit as a percentage of debt limit	0%	0%	0%	0%	0%	0%	0%	0%	0%	0%

(1) Article 10, Section 14.7 of the South Carolina Constitution limits general obligation debt to 8% of the assessed value of all taxable property. Does not include FILOT.

Source: Lexington County Auditor's Office

**CITY OF CAYCE, SOUTH CAROLINA**

**PLEGGED REVENUE - REVENUE BOND COVERAGE WATER AND SEWER ENTERPRISE FUND  
LAST TEN FISCAL YEARS**

	<u>2021</u>	<u>2020</u>	<u>2019</u>	<u>2018</u>	<u>2017</u>	<u>2016</u>	<u>2015</u>	<u>2014 <sup>(2)</sup></u>	<u>2013</u>	<u>2012</u>
Gross Revenues	\$ 19,403,621	\$ 19,029,412	\$ 18,474,151	\$ 17,453,758	\$ 17,370,618	\$ 16,899,283	\$ 15,005,544	\$ 14,580,922	\$ 13,899,383	\$ 12,140,032
Capital Facility Charges	652,588	1,057,084	1,162,128	743,423	1,622,762	465,468	1,604,279	1,592,759	5,145,064	9,848,764
Expenses of Operating and Maintaining the System <sup>(3)</sup>	<u>(13,611,870)</u>	<u>(12,415,300)</u>	<u>(12,337,412)</u>	<u>(12,045,106)</u>	<u>(11,239,920)</u>	<u>(10,627,732)</u>	<u>(9,159,617)</u>	<u>(9,089,535)</u>	<u>(7,886,067)</u>	<u>(8,014,258)</u>
Net Earnings/Net Revenues <sup>(1)</sup>	<u>\$ 6,444,339</u>	<u>\$ 7,671,196</u>	<u>\$ 7,298,867</u>	<u>\$ 6,152,075</u>	<u>\$ 7,753,460</u>	<u>\$ 6,737,019</u>	<u>\$ 7,450,206</u>	<u>\$ 7,084,146</u>	<u>\$ 11,158,380</u>	<u>\$ 13,974,538</u>
Combined Debt Service Requirements <sup>(4)</sup>	<u>4,304,979</u>	<u>4,551,013</u>	<u>4,518,463</u>	<u>4,439,485</u>	<u>3,387,085</u>	<u>4,551,866</u>	<u>4,774,334</u>	<u>4,835,493</u>	<u>4,881,806</u>	<u>3,240,906</u>
Debt Service Coverage <sup>(5)</sup>	<u>150%</u>	<u>169%</u>	<u>162%</u>	<u>139%</u>	<u>229%</u>	<u>148%</u>	<u>156%</u>	<u>147%</u>	<u>229%</u>	<u>431%</u>
Debt Service Coverage Without Capital Facility Charges (5)	<u>N/A</u>	<u>N/A</u>	<u>N/A</u>	<u>N/A</u>	<u>N/A</u>	<u>N/A</u>	<u>122%</u>	<u>114%</u>	<u>123%</u>	<u>127%</u>

1) Effective in 2016, the City's 2016 Master Bond Ordinance replace the prior bond indentures of trust and requires Net Earnings (as defined in the ordinance and include of Capital Facility Charges) to be at least 115% of the Annual Principal and Interest Requirements for all bonds. Previously, debt service coverages under the then effective indentures

2) For 2014, gross revenues include debt service reserve account savings as allowed under the prior indenture of trust.

3) Expenses of operating and maintenance of the system are exclusive of depreciation, amortization, and other non-cash items.

4) Includes annual principal and interest payments on revenue bonds and state revolving funds loans.

5) Under the 2016 Bond Ordinance, debt service coverage to be at least 115%. Years prior to 2016 coverage tests required Net Revenues without Capital Facility Charges to be at least 115% or Net Revenues (without Capital Facility Charges) to be at least 110%, plus Net Revenues with Capital Facility Charges to be at least 120%.

**CITY OF CAYCE, SOUTH CAROLINA**

**CONSTRUCTION VALUES  
LAST TEN FISCAL YEARS**

	<u>2021</u>	<u>2020</u>	<u>2019</u>	<u>2018</u>	<u>2017</u>	<u>2016</u>	<u>2015</u>	<u>2014</u>	<u>2013</u>	<u>2012</u>
Alterations	\$ 1,985,053	\$ 2,261,394	\$ 3,367,800	\$ 2,662,932	\$ 4,093,414	\$ 3,663,392	\$ 2,024,358	\$ 959,069	\$ 4,355,520	\$ 583,964
Additions	590,631	584,065	8,500	827,622	53,388	1,067,481	-	258,552	1,171,880	368,348
New Construction	<u>7,040,526</u>	<u>9,456,428</u>	<u>-</u>	<u>2,267,822</u>	<u>935,740</u>	<u>8,158,486</u>	<u>205,910</u>	<u>-</u>	<u>1,084,624</u>	<u>78,420</u>
Sub-total	9,616,210	12,301,887	3,376,300	5,758,376	5,082,542	12,889,359	2,230,268	1,217,621	6,612,024	1,030,732
Signage	<u>115,445</u>	<u>137,846</u>	<u>129,552</u>	<u>330,000</u>	<u>35,386</u>	<u>85,224</u>	<u>63,914</u>	<u>8,230,264</u>	<u>73,417</u>	<u>44,130</u>
Commercial Totals	<u>\$ 9,731,655</u>	<u>\$ 12,439,733</u>	<u>\$ 3,505,852</u>	<u>\$ 6,088,376</u>	<u>\$ 5,117,928</u>	<u>\$ 12,974,583</u>	<u>\$ 2,294,182</u>	<u>\$ 9,447,885</u>	<u>\$ 6,685,441</u>	<u>\$ 1,074,862</u>

	<u>2021</u>	<u>2020</u>	<u>2019</u>	<u>2018</u>	<u>2017</u>	<u>2016</u>	<u>2015</u>	<u>2014</u>	<u>2013</u>	<u>2012</u>
Alterations	\$ 3,863,981	\$ 2,249,536	\$ 1,934,119	\$ 2,328,763	\$ 2,040,385	\$ 1,722,156	\$ 1,227,438	\$ 959,069	\$ 1,558,973	\$ 976,387
Additions	258,564	255,285	97,610	195,294	239,353	132,485	311,499	258,552	297,543	192,946
Multi-Family	-	-	-	-	-	-	35,670,684	-	-	1,354,057
Single-Family	<u>3,368,360</u>	<u>2,749,725</u>	<u>951,000</u>	<u>1,314,345</u>	<u>2,417,225</u>	<u>9,431,975</u>	<u>6,684,947</u>	<u>8,230,264</u>	<u>7,917,316</u>	<u>4,105,918</u>
Residential Totals	<u>\$ 7,490,905</u>	<u>\$ 5,254,546</u>	<u>\$ 2,982,729</u>	<u>\$ 3,838,402</u>	<u>\$ 4,696,963</u>	<u>\$ 11,286,616</u>	<u>\$ 43,894,568</u>	<u>\$ 9,447,885</u>	<u>\$ 9,773,832</u>	<u>\$ 6,629,308</u>
Yearly Grand Total	<u>\$ 17,222,560</u>	<u>\$ 17,694,279</u>	<u>\$ 6,488,581</u>	<u>\$ 9,926,778</u>	<u>\$ 9,814,891</u>	<u>\$ 24,261,199</u>	<u>\$ 46,188,750</u>	<u>\$ 18,895,770</u>	<u>\$ 16,459,273</u>	<u>\$ 7,704,170</u>

# CITY OF CAYCE, SOUTH CAROLINA

## DEMOGRAPHIC AND ECONOMIC STATISTICS LAST 10 AVAILABLE YEARS

<b>Per Year 2020 Census <sup>1</sup></b>	<b>Cayce <sup>5</sup></b>	<b>Lexington County <sup>4</sup></b>	<b>South Carolina <sup>4</sup></b>
Total Population (2020 Estimate)	13,781	300,137	5,190,705
Per Capita Income (In 2020 Dollars)	\$ 28,423	\$ 32,355	\$ 30,727
Median Household Income (In 2020 Dollars)	\$ 52,713	\$ 62,740	\$ 54,864
Median Family Income (In 2019 Inflation Adjusted Dollars)	\$ 69,630	\$ 74,529	\$ 66,357
Total Personal Income (In 2019 Dollars)	\$ 391,697,363	\$ 9,710,932,635	\$159,494,792,535

<b>Population Estimates <sup>1</sup> (July 1, 2020)</b>	<b>Cayce</b>	<b>Lexington County</b>	<b>South Carolina</b>
2010	13,084	263,357	4,635,649
2011	13,109	266,362	4,671,994
2012	13,157	269,787	4,717,354
2013	13,255	273,248	4,764,080
2014	13,359	277,423	4,823,617
2015	13,463	281,675	4,891,938
2016	14,020	286,277	4,957,968
2017	14,060	290,338	5,021,268
2018	14,028	294,350	5,084,156
2019	14,009	298,750	5,148,714
2020	13,781	300,137	5,190,705

<b>Unemployment Rates (Annual Average) <sup>2</sup></b>	<b>Cayce</b>	<b>Lexington County</b>	<b>South Carolina</b>
2011	N/A	8.0	10.6
2012	N/A	7.0	9.2
2013	N/A	5.8	7.6
2014	N/A	5.1	6.5
2015	N/A	4.9	6.0
2016	N/A	4.1	5.0
2017	N/A	3.6	4.3
2018	N/A	2.9	3.5
2019	N/A	2.7	3.3
2020	N/A	4.2	6.0
2021 <sup>3</sup>	N/A	3.0	4.0

<b>Cayce's Income Demographics <sup>5</sup></b>	<b>Households</b>		<b>Families</b>	
	<b>Number</b>	<b>Percentages</b>	<b>Number</b>	<b>Percentage</b>
\$0 - \$10,000	397	6.4%	44	1.4%
10,000 - 14,999	399	6.4%	181	5.8%
15,000 - 24,999	783	12.6%	317	10.2%
25,000 - 34,999	521	8.4%	207	6.6%
35,000 - 49,999	914	14.7%	249	8.0%
50,000 - 74,999	1,098	17.7%	647	20.8%
75,000 - 99,999	1,018	16.4%	636	20.4%
100,000 - 149,999	824	13.3%	606	19.4%
150,000 - 199,999	195	3.1%	185	5.9%
200,000 and over	61	1.0%	44	1.4%
Totals	6,210	100.0%	3,116	100.0%

Sources: <sup>1</sup> U.S. Bureau of the Census, Census 2020. 2020 latest Estimates.

<sup>2</sup> S.C. Department of Employment and Workforce

<sup>3</sup> Twelve month average from July 1, 2020 through June 30, 2021

<sup>4</sup> State Demographic Information for all categories is updated as of July 1, 2021.

<sup>5</sup> Income demographics for the City are based on estimates from the Bureau of the Census, American Community Survey, 2020 ACS 5-Year Estimates Data Profiles

N/A = Not Available

**CITY OF CAYCE, SOUTH CAROLINA**

**PRINCIPAL EMPLOYERS (TEN LARGEST)**

**JUNE 30, 2021**

<b>Employer</b>	<b>Type of Business</b>	<b>2021</b>			<b>2012</b>		
		<b>Employees</b>	<b>Rank</b>	<b>Percentage of Total Employment</b>	<b>Employees</b>	<b>Rank</b>	<b>Percentage of Total Employment</b>
Dominion Energy		1,185	1	14.0%	1,635	1	20.2%
USPS		733	2	8.6%	-	-	0.0%
Lexington School District 2		500	3	5.9%	-	-	0.0%
CMC Steel		452	4	5.3%	313	2	3.9%
Farm Bureau Insurance of S.C.		150	5	1.8%	175	3	2.2%
Walmart		134	6	1.6%	-	-	0.0%
CINTAS		121	7	1.4%	100	4	1.2%
Aqua Seal MFG & Roofing INC.		101	8	1.2%	-	-	0.0%
Pace Analytical Services, LLC		85	9	1.0%	-	-	0.0%
Food Lion		80	10	0.9%	-	-	0.0%
Krispy Kreme Doughnut Co.		70	11	0.8%	63	5	0.8%
<b>Total</b>		<b>3,611</b>		<b>42.61%</b>	<b>2,286</b>		<b>28.22%</b>
Approximate number employed within the City limits		8,475			8,100		

Note: Information obtained from Business License applications and phone calls to businesses. Information does not include the 217 City of Cayce's employees.

**CITY OF CAYCE, SOUTH CAROLINA**

**FULL-TIME EQUIVALENT CITY GOVERNMENT EMPLOYEES BY FUNCTION  
LAST TEN FISCAL YEARS**

Function	Fiscal Year									
	2021	2020	2019	2018	2017	2016	2015	2014	2013	2012
<b>Governmental Activities</b>										
Legislative	5	5	5	5	5	5	5	5	5	5
Administrative	7	7	6	6	6	6	6	5	4	4
Recorder's Court	4	4	4	3	3	3	3	2	2	1
IT	2	2	1	1	1	1	1	1	1	N/A
Finance	3	3	3	3	3	3	3	3	3	3
<b>Public Safety</b>										
Animal Control	1	1	1	1	1	1	2	2	2	2
Dispatchers	6	6	6	6	5	5	5	5	5	5
Administrative	7	7	7	4	4	4	4	4	4	4
Detectives	8	8	8	9	8	8	8	8	8	8
Traffic/Victim's Advocate	44	44	42	43	37	39	41	38	38	39
Fire	22	22	19	16	16	15	15	12	9	9
Parks	4	4	4	4	4	4	2	N/A	N/A	N/A
Planning and Community Development	7	7	7	7	7	5	4	4	6	5
<b>Public Works</b>										
Public buildings	1	1	1	1	1	1	1	1	1	1
Sanitation	18	18	17	17	17	15	17	17	17	17
Garage	5	5	5	5	5	5	5	5	5	5
<b>Parks and Museum</b>										
Museum	2	2	3	3	3	2	2	2	2	2
Parks	14	14	12	12	12	12	10	10	9	9
Subtotals	160	160	151	146	138	134	134	124	121	119
<b>Business-type Activities</b>										
<b>Water and Sewer Utility</b>										
Administrative	5	5	5	5	4	4	4	12	8	8
Water billing	9	9	9	9	9	8	8	N/A	N/A	N/A
Water treatment plant	10	10	10	10	10	10	10	9	10	10
Water distribution and maintenance	15	14	13	13	13	13	13	13	14	14
Sewer collection and outfall lines	16	16	15	15	14	13	13	12	12	12
Wastewater treatment plant	16	16	15	14	13	12	12	12	12	12
Wastewater pre-treatment plant	4	4	5	5	4	3	3	1	N/A	N/A
Subtotals	75	74	72	71	67	63	63	59	56	56
<b>Total</b>	<b>235</b>	<b>234</b>	<b>223</b>	<b>217</b>	<b>205</b>	<b>197</b>	<b>197</b>	<b>183</b>	<b>177</b>	<b>175</b>

Source: City of Cayce Finance, Budget and Personnel Departments

**CITY OF CAYCE, SOUTH CAROLINA**

**OPERATING INDICATORS BY FUNCTION  
LAST TEN FISCAL YEARS**

	Fiscal Year									
	2021	2020	2019	2018	2017	2016	2015	2014	2013	2012
<b>Governmental Activities</b>										
General Government:										
Area in square miles	16.2	16.2	16.2	16.2	16.2	16.2	16.2	16.2	16.2	16.2
Population of City	13,781	14,009	14,081	14,086	14,233	13,625	13,496	13,366	13,240	13,152
Public Safety										
Number of stations	3	3	3	4	4	4	4	6	6	6
Number of police officers	18	17	17	10	5	1	1	2	2	2
Number of firefighters	17	15	11	9	8	6	6	12	9	9
Number of public safety officers	40	41	45	57	56	57	54	48	49	49
Dispatchers and Victim's Advocate	10	8	7	8	8	8	8	8	9	8
Number of arrests	430	508	676	956	850	700	685	1,121	887	728
Number of emergency incidents	7,097	6,731	7,046	6,796	6,192	5,800	8,470	6,800	2,968	5,295
Planning and Community Development										
Permits issued	973	855	428	427	442	452	744	300	917	276
Estimated costs of construction	43,328,228	21,898,481	6,488,581	9,926,778	9,814,891	24,261,198	46,188,750	21,931,411	16,459,273	7,704,170
Public Works										
Active vehicles in vehicle replacement plan	210	214	201	179	179	168	156	146	152	149
Refuse collected (average tons/day)	25	30	29.5	36.5	36.0	24.5	25.0	23.2	44.4	35.3
Recyclables collected (average tons/day)	3.2	2.5	1.8	4.0	3.5	2.5	2.0	1.3	1.2	1.1
Parks and Museum										
Number of parks	10	10	9	9	9	9	9	9	9	9
Number of playgrounds	6	6	6	6	6	6	5	5	5	5
Museum complex	1	1	1	1	1	1	1	1	1	1

**CONTINUED**



**CITY OF CAYCE, SOUTH CAROLINA**  
**OPERATING INDICATORS BY FUNCTION**  
**LAST TEN FISCAL YEARS**

	Fiscal Year									
	2021	2020	2019	2018	2017	2016	2015	2014	2013	2012
<b>Business-type Activities</b>										
Water and Sewer Utility:										
Number of water customers end of period	8,147	7,917	7,865	7,822	7,776	7,760	8,436	8,245	8,222	8,490
Number of sewer customers end of period	12,970	12,838	12,917	12,714	12,583	11,625	12,146	11,595	11,893	12,150
Water plant filtration capacity per day - gallons (GPD)	9,600,000	9,600,000	9,600,000	9,600,000	9,600,000	9,600,000	9,600,000	9,600,000	9,600,000	9,600,000
Maximum daily pumping capacity of water - gallons	10,000,000	10,000,000	10,000,000	10,000,000	10,000,000	10,000,000	10,000,000	10,000,000	10,000,000	10,000,000
Average daily filtration flow - water GPD	2,710,000	2,920,000	3,360,000	3,080,000	3,004,000	3,000,160	2,730,000	2,790,000	2,730,000	3,070,000
Peak average filtration flow - water GPD	3,530,000	3,560,000	4,160,000	3,890,000	3,660,000	3,721,000	3,620,000	3,740,000	3,750,000	4,300,000
Peak daily filtration flow - water GPD	4,618,330	4,506,000	5,126,700	4,313,000	4,663,000	4,408,000	4,232,400	4,771,900	4,020,000	4,389,000
Wastewater plant treatment capacity per day - gallons	25,000,000	25,000,000	25,000,000	25,000,000	25,000,000	25,000,000	25,000,000	25,000,000	25,000,000	9,500,000
Average daily treated flow - wastewater GPD	10,115,000	10,480,000	9,956,000	9,193,000	9,652,000	9,803,000	7,743,000	8,222,000	6,666,000	5,733,000
Peak average treated flow - wastewater GPD	11,913,000	13,942,000	12,578,000	11,886,000	11,462,000	13,458,000	8,900,000	10,123,000	7,417,000	6,184,000
Peak daily treated flow - wastewater GPD	21,700,000	24,959,000	23,321,000	15,812,000	21,547,000	23,647,000	16,490,000	17,075,000	13,181,000	9,557,000
Number of miles of water mains owned by City	221.8	221.8	221.5	221.2	219.3	217.7	216.3	215.9	214.8	214.0
Number of miles of sewage collection lines owned by City	282.2	282.2	281.4	279.9	272.9	270.1	268.5	266.3	265.7	265.0

Source: City of Cayce Departments

## **COMPLIANCE SECTION**



**INDEPENDENT AUDITOR'S REPORT ON INTERNAL CONTROL OVER  
FINANCIAL REPORTING AND ON COMPLIANCE AND OTHER MATTERS  
BASED ON AN AUDIT OF FINANCIAL STATEMENTS PERFORMED IN ACCORDANCE  
WITH GOVERNMENT AUDITING STANDARDS**

---

**The Honorable Mayor and Members  
of the City Council  
Cayce, South Carolina**

We have audited, in accordance with the auditing standards generally accepted in the United States of America and the standards applicable to financial audits contained in *Government Auditing Standards* issued by the Comptroller General of the United States, the financial statements of the governmental activities, the business-type activities, each major fund, and the aggregate remaining fund information of the **City of Cayce, South Carolina** (the "City") as of and for the year ended June 30, 2021, and the related notes to the financial statements, which collectively comprise the City's basic financial statements, and have issued our report thereon dated August 29, 2022.

**Internal Control over Financial Reporting**

In planning and performing our audit of the financial statements, we considered the City's internal control over financial reporting (internal control) as a basis for designing audit procedures that are appropriate in the circumstances for the purpose of expressing our opinions on the financial statements, but not for the purpose of expressing an opinion on the effectiveness of the City's internal control. Accordingly, we do not express an opinion on the effectiveness of the City's internal control.

A *deficiency in internal control* exists when the design or operation of a control does not allow management or employees, in the normal course of performing their assigned functions, to prevent, or detect and correct, misstatements on a timely basis. A *material weakness* is a deficiency, or a combination of deficiencies, in internal control such that there is a reasonable possibility that a material misstatement of the entity's financial statements will not be prevented, or detected and corrected, on a timely basis. A *significant deficiency* is a deficiency, or a combination of deficiencies, in internal control that is less severe than a material weakness, yet important enough to merit attention by those charged with governance.

Our consideration of internal control was for the limited purpose described in the first paragraph of this section and was not designed to identify all deficiencies in internal control that might be material weaknesses or significant deficiencies and therefore, material weaknesses or significant deficiencies may exist that have not been identified. We did identify certain deficiencies in internal control, described in the accompanying schedule of findings and responses as items 2021-001 through 2021-003 that we consider to be material weaknesses.

---

## **Compliance and Other Matters**

As part of obtaining reasonable assurance about whether the City's financial statements are free from material misstatement, we performed tests of its compliance with certain provisions of laws, regulations, contracts, and grant agreements, noncompliance with which could have a direct and material effect on the financial statements. However, providing an opinion on compliance with those provisions was not an objective of our audit, and accordingly, we do not express such an opinion. The results of our tests disclosed no instances of noncompliance or other matters that are required to be reported under *Government Auditing Standards*.

## **City of Cayce, South Carolina's Response to the Findings**

The City's response to the findings identified in our audit is described in the accompanying schedule of findings and responses. The City's response was not subjected to the auditing procedures applied in the audit of the financial statements and, accordingly, we express no opinion on it.

## **Purpose of this Report**

The purpose of this report is solely to describe the scope of our testing of internal control and compliance and the results of that testing, and not to provide an opinion on the effectiveness of the entity's internal control or on compliance. This report is an integral part of an audit performed in accordance with *Government Auditing Standards* in considering the entity's internal control and compliance. Accordingly, this communication is not suitable for any other purpose.



Columbia, South Carolina  
August 29, 2022

**CITY OF CAYCE, SOUTH CAROLINA**  
**SCHEDULE OF FINDINGS AND RESPONSES**  
**FOR THE FISCAL YEAR ENDED JUNE 30, 2021**

---

**SECTION I**  
**SUMMARY OF AUDIT RESULTS**

**Financial Statements**

Type of report the auditors issued on whether the financial statements audited were in accordance with GAAP.

Unmodified

Internal control over financial reporting:  
Material weaknesses identified?

Yes  No

Significant deficiencies identified?

Yes  None reported

Noncompliance material to financial statements noted?

Yes  No

**Federal Awards**

There was not an audit of major federal award programs as of June 30, 2021, due to the total amount expended being less than \$750,000.

**SECTION II**  
**FINANCIAL STATEMENT FINDINGS AND RESPONSES**

**2021-001. Segregation of Duties**

**Criteria:** Internal controls should be in place to provide reasonable assurance that an individual cannot misappropriate funds without such actions being detected during the normal course of business.

**Condition:** Appropriate segregation of duties among the functions of preparing cash deposits, taking deposits to the bank, and reconciling the validated deposit ticket with the deposit detail does not exist.

**Context:** Several instances of overlapping duties were noted during interviews regarding internal control procedures.

**Effect:** Failure to properly segregate duties among the cash receipting and reconciliation process can lead to misappropriation of assets that is not detected during the normal course of business.

**Cause:** The lack of segregation of duties is due to the lack of a properly developed integrated work plan with appropriate controls and an improper allocation of available resources.

**Recommendation:** We recommend that the functions of preparing cash deposits, taking deposits to the bank, and reconciling the validated deposit ticket with the deposit detail be segregated to the degree possible given current staffing levels. We recommend that validated deposit tickets be attached to the daily deposit entry. An employee who did not take the deposit to the bank should verify that the amount shown on the validated deposit ticket matches the daily deposit detail. In this case, timely reconciliation of the cash accounts helped mitigate the overall potential loss experienced by the City.

**CITY OF CAYCE, SOUTH CAROLINA**  
**SCHEDULE OF FINDINGS AND RESPONSES**  
**FOR THE FISCAL YEAR ENDED JUNE 30, 2021**

---

**SECTION II**  
**FINANCIAL STATEMENT FINDINGS AND RESPONSES (CONTINUED)**

**2021-001. Segregation of Duties (Continued)**

**Views of Responsible Officials and Planned Corrective Action:** We concur. The City is in the process of reviewing their respective systems and processes to evaluate and determine the most efficient and effective solution to properly segregate duties to provide reasonable assurance that an individual cannot misappropriate funds without being detected during the normal course of business.

**2021-002. Management of Capital Assets**

**Criteria:** Generally accepted accounting principles require items purchased with a measurable future economic value to be recorded as capital assets and depreciated over their useful life.

**Condition:** All capital asset activity was not recorded in the City's capital asset accounting system as it relates to governmental and business-type activities.

**Context:** We addressed this matter with City officials, and they were able to determine the amounts of capital asset additions, disposals, depreciation expense, and accumulated depreciation as of and for the fiscal year ended June 30, 2021.

**Effect:** Detailed capital asset records from the City's capital assets module were not updated throughout the fiscal year as activity occurred and significant adjustments were required several months after year-end to properly reflect the related balances.

**Cause:** Capital asset activity was not properly reconciled in a timely manner.

**Recommendation:** We recommend the City implement procedures to ensure a proper reconciliation of capital asset activity is performed on an ongoing basis.

**Views of Responsible Officials and Planned Corrective Action:** We concur. We will establish procedures to reconcile all capital asset activity to ensure all activity is reflected on a timely basis.

**2021-003. Financial Closeout and Reporting**

**Criteria:** Internal control is a process designed to provide reasonable assurance about the achievement of an entity's objectives with regard to the reliability of financial reporting, effectiveness and efficiency of operations, and compliance with applicable laws and regulations. Internal control is a process of safeguarding assets against unauthorized acquisition, use, or disposition, and includes controls related to financial reporting and operational objectives.

Generally accepted accounting principles require assets, deferred outflows of resources, liabilities, deferred inflows of resources, revenues and expenditures/expenses to be recognized in the accounting period in which they become earned, measurable (and available for modified accrual funds).

**CITY OF CAYCE, SOUTH CAROLINA**  
**SCHEDULE OF FINDINGS AND RESPONSES**  
**FOR THE FISCAL YEAR ENDED JUNE 30, 2021**

---

**SECTION II**  
**FINANCIAL STATEMENT FINDINGS AND RESPONSES (CONTINUED)**

**2021-003. Financial Closeout and Reporting (Continued)**

Further, a fundamental principle in accounting and financial reporting is the notion of timely recognition and recording of financial and non-financial transactions and activities.

**Condition:** Certain accounting, reporting and reconciling procedures were not properly performed and reviewed during the fiscal year which required a significant effort to close the City's 2021 year ended. Significant adjustments were determined and required to be recorded in the year that followed June 30, 2021. We noted deficiencies in completeness, accuracy, and cut off. Specifically, we noted a lack of accurate financial and non-financial information needed:

- to properly maintain general ledgers, subsidiary ledgers, reconciliations; and,
- to close-out and report activities, events and transactions on a periodic basis.

**Context:** We addressed this matter with City management, who worked diligently to determine the propriety of all respective details and reconciliations as of and for the fiscal year ended June 30, 2021.

**Effect:** The ultimate effect of the above condition includes a significantly delayed conclusion to the 2021 year financial reporting process as well as the potential for errors and irregularities to occur and not be detected and corrected in a timely manner.

**Cause:** Certain internal controls and procedures were not in place or adhered to relating to the financial closeout and reporting process. The City did not properly account for certain activities or prepare and review all reconciliations typically required as a part of the financial close and reporting process.

**Recommendation:** We recommend the City adhere to existing internal controls and processes to ensure accurate and timely financial reporting. Further, we recommend the City review such existing internal control policies and procedures in an effort to identify and evaluate strengths and weaknesses relative to its accounting and financial reporting function and take the necessary measures to address the concerns noted above with a goal of providing timely recording, reconciling, and reporting of all City operations and financial and non-financial activities.

We further recommend the City consider reinvesting in its accounting personnel by providing better technical education and training via participation in continuing education governmental accounting and financial reporting programs which are constantly available in the general geographic area of the City. Once certain levels of technical proficiency are observed by all finance and accounting staff, we further encourage the City to better cross-train the accounting personnel in an effort to make the accounting function a stronger and more capable accounting and finance department.

**CITY OF CAYCE, SOUTH CAROLINA**  
**SCHEDULE OF FINDINGS AND RESPONSES**  
**FOR THE FISCAL YEAR ENDED JUNE 30, 2021**

---

**SECTION II**  
**FINANCIAL STATEMENT FINDINGS AND RESPONSES (CONTINUED)**

**2021-003. Financial Closeout and Reporting (Continued)**

**Views of Management and Planned Corrective Action:** We concur with the finding. There were numerous changes and challenges within the finance department of the City including software implementations and transitions and the COVID-19 pandemic that attributed to the delay in the year-end closeout. We will continue to review and improve internal control policies and procedures in an effort to eliminate errors and identify deficiencies from both operational and financial perspectives.

**SECTION III**  
**FEDERAL AWARD FINDINGS AND QUESTIONED COSTS**

Not applicable.

**SECTION IV**  
**PRIOR YEAR FINDINGS AND RESPONSES**

None reported.



---

# Memorandum

---

**To:** Mayor and Council

**From:** Tracy Hegler, City Manager  
Monique Ocean, Planning & Zoning Administrator

**Date:** November 1, 2022

**Subject:** First Reading of an Ordinance to re-zone properties located at 2216 Taylor Road (Tax Map Number 005759-07-030), a portion (approx. 0.47 acres) of 2218 Taylor Road (Tax Map Number 005759-07-003) and 2220 Taylor Road (Tax map Number 005759-07-004) from C-2 (Neighborhood Commercial) to RS-3 (Single Family, Small Lots)

---

## Issue

Council approval is needed for the First Reading of an Ordinance to re-zone properties located at 2216 Taylor Road (Tax Map Number 005759-07-030), a portion (approx. 0.47 acres) of 2218 Taylor Road (Tax Map Number 005759-07-003) and 2220 Taylor Road (Tax map Number 005759-07-004) from C-2 (Neighborhood Commercial) to RS-3 (Single Family, Small Lots).

## Discussion

The rezoning request consists of three properties to include 2216 Taylor Road, a portion (approximately 0.47 acres) of 2218 Taylor Road and 2220 Taylor Road. Each property is currently zoned C-2. The applicant wishes to rezone two (2) of the existing parcels to RS-3 and the applicant intends to subdivide the parcel at 2218 Taylor Road (TMS 005759-07-003) to create two (2) new lots. The new lots will consist of approximately 0.25 acres and 0.22 acres, each. The owner/applicant requests to rezone these lots to RS-3 and the remaining section of the parcel at 2218 Taylor Road will keep its C-2 zoning designation.

The RS-3 zoning designation is described as single family residential, small lots. The subject properties are adjacent to RS-3, RG-1 and C-2 zoned properties.

The subject properties are located under the Residential Conservation/Infill (RC) classification of the Future Land Use Map. The objective of the RC classification is to protect existing residential areas for single family use and promote “infill” of single-family housing. The request is in compliance with the Comprehensive Plan’s Future Land Use Map

The requested RS-3 zoning designation is compatible with the existing single-family use of the properties at 2216 Taylor Road and 2220 Taylor Road.

The applicant has submitted a model survey to indicate the proposed property lines and setbacks to the existing buildings. The proposed parcels appear to meet the minimum size requirements for the RS-3 zoning district. The minimum size for a new parcel in the RS-3 zoning district must be at least 60 feet in width and at least 7,200 square feet (.165 acres) in area.

Staff would like to note that the proposed rezoning would create a situation where a commercially-zoned parcel is situated in back of four residentially-zoned parcels, creating potential use conflicts and a nontraditional commercial location with limited street frontage.

### **Recommendation**

The Planning Commission unanimously voted to recommend that City Council approve the rezoning request for 2216 Taylor Road (Tax Map Number 005759-07-030), a portion (approx. 0.47 acres) of 2218 Taylor Road (Tax Map Number 005759-07-003) and 2220 Taylor Road (Tax Map Number 005759-07-004) from C-2 (Neighborhood Commercial) to RS-3 (Single Family, Small Lots).

STATE OF SOUTH CAROLINA )  
 )  
COUNTY OF LEXINGTON )  
 )  
CITY OF CAYCE )

**ORDINANCE 2022-14**  
**Amending the Zoning Map and Rezoning**  
**Properties Located at 2216 Taylor Road**  
**(TMS 005759-07-030), 2218 Taylor Road (P)**  
**(TMS 005759-07-003(P) and 2220 Taylor**  
**Road (TMS 005759-07-004) from C-2 to RS-3**

**WHEREAS**, the Owner/Applicant requested that the City of Cayce amend the Zoning Map to re-designate the properties comprising and shown as 2216 Taylor Road, a portion of 2218 Taylor Road (approx. 0.47 acres) and 2220 Taylor Road, further identified as Tax Map Numbers 005759-07-030, 005759-07-003(P) and 005759-07-004 from C-2 (Neighborhood Commercial) to RS-3 (Single Family, Small Lots), and

**WHEREAS**, the Planning Commission held a public hearing on this request to receive comments from the public and adjacent property owners, and

**WHEREAS**, the Planning Commission met on September 19, 2022, to receive public comments and vote on whether to recommend the rezoning request, and has decided, by a unanimous vote, that it does recommend this change to the existing zoning,

**NOW, THEREFORE, BE IT ORDAINED** by the Mayor and Council of the City of Cayce, in Council, duly assembled, that the property hereinafter listed, and as shown on the attached sketch, is hereby rezoned and reclassified on the Zoning Map of the City of Cayce as RS-3 (Single Family, Small Lots):

2216 Taylor Road  
TMS 005759-07-030

2218 Taylor Road  
TMS 005759-07-003 (P)

2220 Taylor Road  
TMS 005759-07-007

This Ordinance shall be effective from the date of second reading approval by Council.

**DONE IN MEETING DULY ASSEMBLED**, this \_\_\_\_\_ day of \_\_\_\_\_ 2022.

\_\_\_\_\_  
Elise Partin, Mayor

Attest:

\_\_\_\_\_  
Mendy Corder, CMC, Municipal Clerk

First Reading: \_\_\_\_\_

Second Reading and Adoption: \_\_\_\_\_

Approved as to form: \_\_\_\_\_  
Danny C. Crowe, City Attorney

City of Cayce  
South Carolina

Planning Commission Zoning Map Amendment

Date Filed: 8/15/22 Request No: \_\_\_\_\_ Fee: \_\_\_\_\_ Receipt No: \_\_\_\_\_

A zoning map amendment may be initiated by the property owner(s), Planning Commission, Zoning Administrator, or City Council. If the application is on behalf of the property owner(s), all owners must sign. If the applicant is not an owner, the owner(s) must sign the Designation of Agent section.

**THE APPLICANT HEREBY REQUESTS** that the property described as above be considered for rezoning from C-2 to RS-3

**The descriptive narrative of the proposed development is as follows:**

As shown on the attached drawing entitled "Exhibit A", this rezoning applies to the following four (3) properties:

- 1) Tax Map Number: 005759-07-030  
Property Address: 2216 Taylor Road;
- 2) Tax Map Number: 005759-07-004  
Property Address: 2220 Taylor Road;
- 3) Tax Map Number: 005759-07-003  
Property Address: 2218 Taylor Road;
- 4) Tax Map Number: 005759-07-002  
Property Address: Vacant lot next to 2216 Taylor Rd.

These are contiguous properties owned by Kennedy Price Investments, LLC bordering Taylor Rd. These being the same properties convade from Willam M. McMillan to Kennedy Price Investments, LLC. Total number of acres for said properties is 2.15 more or less.

**The justification for this change is as follows:**

None of the current uses of other properties on Taylor Road are according to the present zoning. The past uses for my property have historically been mixed use. We would like zoning that is reasonable considering the neighborhood and the structures on the property.

APPLICANT(S) [print]: Kennedy Price Investments, LLC Address: 203 Calcutta Dr. West Columbia, SC 29172 Telephone: 910.217.2181 [Business] \_\_\_\_\_  
[Residence] Interest: Owner(s): X Agent of owner(s): Other: \_\_\_

OWNER(S) [if other than Applicant(s)]: \_\_\_\_\_

Address: \_\_\_\_\_ Telephone: \_\_\_\_\_ [Business] \_\_\_\_\_ [Residence]

1. PROPERTY ADDRESS: 2216 Taylor Road Cayce, SC 29033 Lot 1 Block \_\_\_\_\_  
Subdivision \_\_\_\_\_ Tax Map No. 005759-07-030 Plat Book  
36-G Page 194 Lot Dimensions: \_\_\_\_\_ Area: [sq. ft. or acreage]  
Approximately .18 acres proposed Deed restrictions/limitations on property: N/A

- Current Use: Single-Family Residential and occupied.
- Proposed Use: Remain Single-Family Residential; but lot lines may be adjusted to reflect proposed acreage. See Exhibit B
- Lot 1 shall follow all RS-3 Zoning District uses and standards in accordance with the Cayce Zoning Ordinance.

2. PROPERTY ADDRESS: 2220 Taylor Road Cayce SC, 29033 Lot 2 Block \_\_\_\_\_  
Subdivision \_\_\_\_\_ Tax Map No. 005759-07-004  
Plat Book 9297 Page 182 Lot Dimensions: \_\_\_\_\_ Area:[sq. ft. or  
acreage] Approximately .38 acres proposed Deed restrictions/limitations on property: N/A

- Current Use: Single-family residential house and is currently occupied.
- Proposed: Adjust property lines as shown in Exhibit B to reflect proposed acreage. Single-Family Residential house will maintain that use.
- Lot 2 shall follow all RS-3 Zoning District uses and standards in accordance with the Cayce Zoning Ordinance.

3. PROPERTY ADDRESS: 2218 Taylor Road Cayce, SC 29033 Lot 3 Block \_\_\_\_\_  
Subdivision \_\_\_\_\_ Tax Map No. 005759-07-003 & 005759-07-002  
Plat Book 9297 Page 182 Lot Dimensions: \_\_\_\_\_ Area: [sq. ft.  
or acreage] approximately 1.59 acres Deed restrictions/limitations on property: N/A

- Current Use: Commercial as shown on Exhibit B once lot lines are adjusted.
- Proposed Use: Commercial use only; Proposed property line to be adjusted as shown in Exhibit B to reflect proposed acreage.
- Lot 3 shall follow all C-2 Zoning District uses and standards in accordance with the most current Cayce Zoning Ordinance.

4. PROPERTY ADDRESS: Partial of 2220 Taylor Road Cayce SC, 29033 Lot 2  
Block \_\_\_\_\_ Subdivision \_\_\_\_\_ Tax Map No. \_\_\_\_\_ Plat Book  
9297 Page 182 Lot Dimensions: \_\_\_\_\_ Area:[sq. ft. or acreage]  
Approximately .22 acres proposed Deed restrictions/limitations on property: N/A

- Current Use: Single-family residential house and is currently occupied.
- Proposed: Adjust property lines as shown in Exhibit A (Lot 3) to reflect proposed acreage. Single-Family Residential house will maintain that use.

- Lot 2 shall follow all RS-3 Zoning District uses and standards in accordance with the Cayce Zoning Ordinance.

5. PROPERTY ADDRESS: Partial of 2220 Taylor Road Cayce SC, 29033 Lot 2  
 Block \_\_\_\_\_ Subdivision \_\_\_\_\_ Tax Map No. \_\_\_\_\_ Plat  
 Book 9297 Page 182 Lot Dimensions: \_\_\_\_\_ Area:[sq. ft. or  
 acreage] Approximately .25 acres proposed Deed restrictions/limitations on property: N/A

- Current Use: Single-family residential house and is currently occupied.
- Proposed: Adjust property lines as shown in Exhibit A (Lot 4) to reflect proposed acreage. Single-Family Residential house will maintain that use.
- Lot 2 shall follow all RS-3 Zoning District uses and standards in accordance with the Cayce Zoning Ordinance.

I (we) certify that to the best of my (our) knowledge that the information contained herein is accurate and correct.

Date: \_\_\_\_\_

\_\_\_\_\_ Kennedy Price Investments, LLC \_\_\_\_\_

\_\_\_\_\_ *Kennedy Price* \_\_\_\_\_  
 Applicant signature(s)

Official Use Only:

Property posted: 9-2-22 By: SHJ, RW

Published in Newspaper on: 9-1-22

PLANNING COMMISSION: 9-15-22

RECOMMENDATION: Recommendation for approval

CITY COUNCIL [1<sup>st</sup> Reading] \_\_\_\_\_

ACTION: \_\_\_\_\_

CITY COUNCIL [Final Reading] \_\_\_\_\_

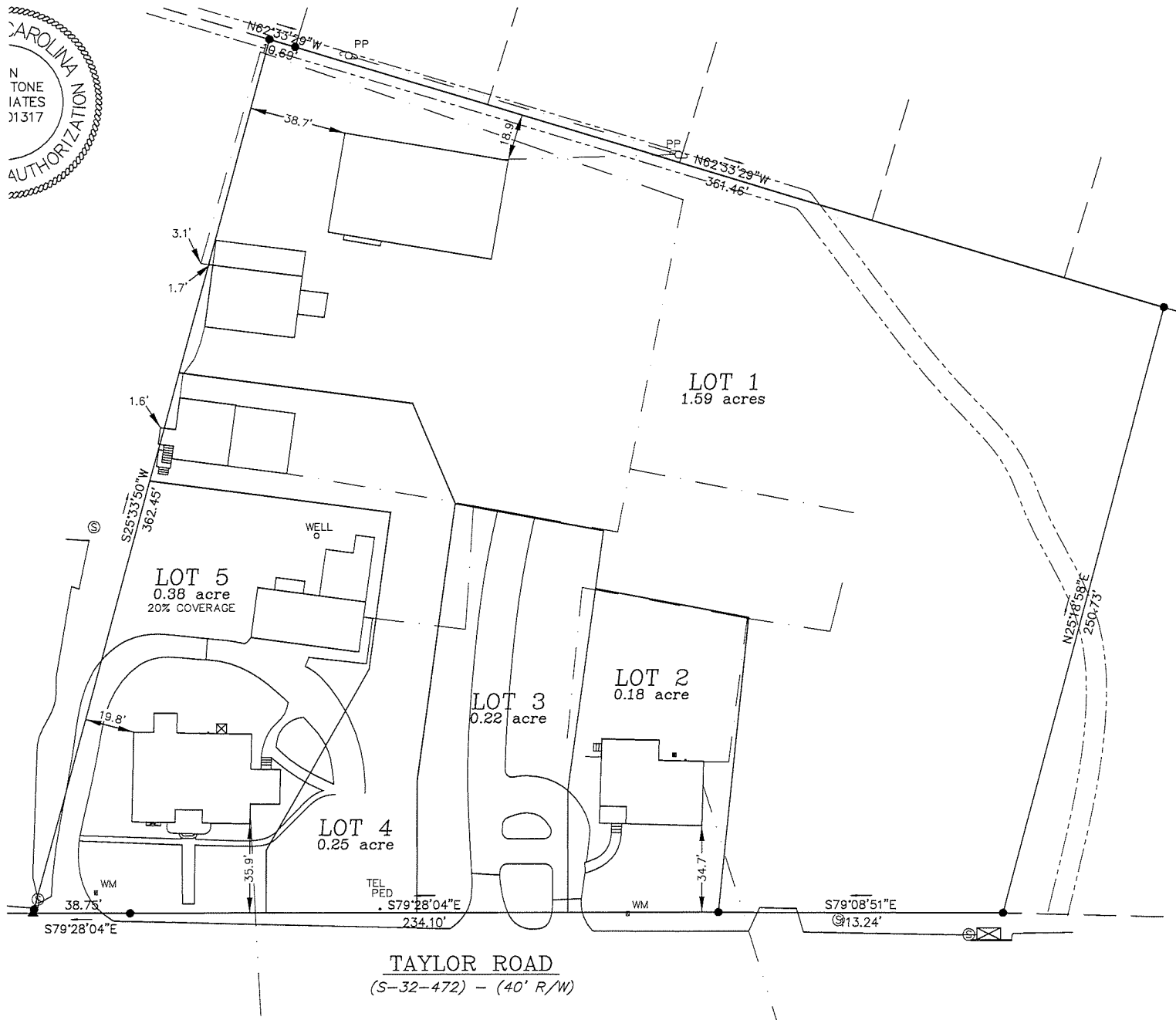
ACTION: \_\_\_\_\_

Notice to applicant sent on \_\_\_\_\_ advising of Councils action. If approved a statement to the effect that our zoning maps and records now reflect the new zoning of the property. If disapproved, the

reasons for disapproval, a statement that any other request for rezoning on the same piece of property will not be accepted for a period of one (1) year from Councils action.

### **Legal Descriptions**

- TMS: 00579-07-030
  - All that certain piece, parcel or lot of land, with the improvements thereon, situate, lying and being, near the Town of Cayce, in the County of Lexington, in the State of South Carolina being composed and embracing the northern portion of Tract #2 as shown on a plat prepared for H.R. Oxner by Claude R. McMillan, Jr., dated March 7, 1955 and recorded in the Office of the Clerk of the Court for Lexington County in Plat Book 36-G at page 194, in the shape of a parallelogram, measuring on its northern and southern sides sixty-five (65') feet and on its eastern and western sides one hundred fifty (150') feet, bounded on the north by Taylor Road, on the east by a portion of Tract #1 as shown on a said plat, property of H.R. Oxner, on the south by the remaining portion of Tract #2 of said plat and on the west by lands now or formerly of Taylor. All measurements being little more or less.
- TMS: 005759-07-004
  - All that certain piece, parcel or lot of land, situate in Congaree Township, Brookland Cayce School District and State of South Carolina and County of Lexington, containing one-fourth (1/4) of an acre, adjoining lands of Grantee on the East 330 feet; G. F. Geiger on the South 34 feet; Grantor on the West 321 feet and Taylor Road on the North 34 feet. All measurements being a little more or less.
- TMS: 005759-07-003 Street Address: 2218 Taylor Road
  - All that piece, parcel or lot of land, situate in Congaree Township, Brookland Cayce School District and State of South Carolina and County of Lexington being a lot of three fourths(3/4) acres, and adjoining lands of Grantor on the West 330 feet, County road on the North 95 feet, M.E. Martin on the East 360 feet and Grover F. Geiger on the South 95 feet. All measurements being a little more or less. This being the identical property conveyed to Marilyn O. McMillan by Deed of Daisy Irene Oxner, dated May 25, 2004, and recorded May 28, 2004 in the Lexington County ROD Office in Deed Book 9297 at Page 182.
  - Also: All that parcel or lot of land, situate in Congaree Township, School District No. 2 and State of South Carolina and County of Lexington, being a lot with the following boundaries and measurements, on the South by Grantor 96 feet, also on the West 120 feet, East by Wilford Martin 120 feet and North by Taylor Road 96 feet. All measurements being a little more or less.



TAYLOR ROAD  
(S-32-472) - (40' R/W)

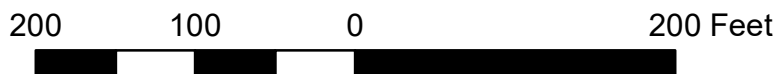


Rezoning Request

2216 Taylor Road  
TMS 005759-07-030

2218 Taylor Road  
TMS 005759-07-003 (P)

2220 Taylor Road  
TMS 005759-07-007



---

# Memorandum

---

**To:** Mayor and Council

**From:** Tracy Hegler, City Manager  
Stuart Jones, Building Official

**Date:** November 1, 2022

**Subject:** First Reading of an Ordinance amending Section 10-31 of the City of Cayce Code of Ordinances relating to Technical Codes.

---

## ISSUE

Council approval is needed for the First Reading of an Ordinance amending Section 10-31 to adopt the most recently approved Technical Codes related to building rules and regulations.

## DISCUSSION

The South Carolina Building Codes Council formally adopts new construction-related technical codes when changes are needed. It is mandatory that all municipalities and counties enforce these codes. The City currently enforces the Codes that were previously adopted by the Building Codes Council. The SC Building Codes Council has formally adopted a number of new technical codes and the effective date is January 1, 2023. No revisions or modifications are permitted to the codes without prior approval of the Building Codes Council.

Due to this mandate, the City needs to adopt the new versions of the codes by reference through an Ordinance.

## RECOMMENDATION

Staff recommends that Council approve First Reading of an Ordinance amending the City of Cayce Code of Ordinances to adopt the Technical Codes as listed in the Ordinance.

STATE OF SOUTH CAROLINA	)	<b>ORDINANCE 2022-16</b>
	)	<b>Amending Sections 10-31 of</b>
COUNTY OF LEXINGTON	)	<b>the Cayce City Code Relating</b>
	)	<b>to Technical Codes</b>
CITY OF CAYCE	)	

**WHEREAS**, the Council has determined that it is necessary and proper for the security, general welfare and convenience of the City and to preserve safety, health, order and good government in the City, that the City amend the current wording of its Code in Section 10-31 to provide for adoption and enforcement of the latest versions of certain standard building and safety codes approved by the South Carolina Building Codes Council and authorized by State law,

**NOW, THEREFORE, BE IT ORDAINED** by the Mayor and Council of the City of Cayce, in Council, duly assembled, as follows:

The standard codes identified by number and listed in Section 10-31 of the Cayce City Code are amended to read correspondingly:

- (1) 2021 South Carolina Building Code\*
- (2) 2021 South Carolina Residential Code\*
- (3) 2021 South Carolina Fire Code\*
- (4) 2021 South Carolina Plumbing Code\*
- (5) 2021 South Carolina Mechanical Code\*
- (6) 2021 South Carolina Fuel Gas Code\*
- (7) 2020 National Electrical Code
- (8) 2021 International Property Maintenance Code
- (9) 2021 Edition of the Swimming Pool and Spa Code

\*The International edition with South Carolina modifications.

Chapter 1 (Scope and Administration) of the 2021 South Carolina Building Code, 2021 South Carolina Fire Code and 2021 South Carolina Residential Code are adopted with the following amendments:

- (1) 2021 South Carolina Building Code Section 101.1 insert [City of Cayce]
- (2) 2021 South Carolina Fire Code Section 101.1 insert [City of Cayce]
- (3) 2021 South Carolina Fire Code Section 103.2 insert a period after the word "jurisdiction" and delete the remainder of the paragraph
- (4) 2021 South Carolina Fire Code Section 110.4 insert [misdemeanor, \$500.00, 30]
- (5) 2021 South Carolina Residential Code Section 101.1 insert [City of Cayce]

This Ordinance shall be effective from the date of second and final reading, but no earlier than January 1, 2023.

**DONE IN MEETING DULY ASSEMBLED**, this \_\_\_\_ day of \_\_\_\_\_, 2022.

\_\_\_\_\_  
Elise Partin, Mayor

ATTEST:

\_\_\_\_\_  
Mendy C. Corder, CMC, Municipal Clerk

First reading: \_\_\_\_\_

Second reading and adoption: \_\_\_\_\_

Approved as to form: \_\_\_\_\_  
Danny C. Crowe, City Attorney

---

# Memorandum

---

**To:** Mayor and Council

**From:** Tracy Hegler, City Manager

**Date:** November 1, 2022

**Subject:** Award of Contract for Survey of Historic African American Cemeteries RFP

---

## Issue

Council's approval is needed to enter into an agreement with Cardno (now Stantec) to provide a survey of Historic African American Cemeteries in the City of Cayce and utilize Hospitality Tax for the required match.

## Discussion

The City has received an award from the S.C. Department of Archives & History for a Federal Historic Preservation Grant. The purpose of the grant is to fund a survey of historic African American Cemeteries in the City of Cayce. This grant requires a 50% match from City funds with a maximum grant match amount of \$15,000. The information to be provided from the vendor includes GIS mapping data of the recorded cemeteries, recommendations for cemeteries eligible to be listed in the National Register of Historic Places, and recommendations for raising awareness and preservation. An Evaluation Team was selected consisting of three (3) City staff and one (1) member of the Museum's African American Committee. The City received ten (10) responses from the following firms:

Kraemer Design Group	KCI	Cardno (Stantec)	Access Preservation
New South	Linville	Ethos	Paleo West
May Pop	JMT		

After review of the proposals and a team discussion, the RFP Evaluation Team recommended to enter into an agreement with one firm, Cardno (now Stantec), as they were found to be the most responsive, responsible responder. The cost will not exceed the \$30,000 in approved grant funding and the City's \$15,000 match expenditure is proposed to be paid from Hospitality Tax.

## Recommendation

Staff recommends that City Council give approval for the City Manager to negotiate and enter into an agreement with Cardno (now Stantec) to provide a historical survey of the City's African American Cemeteries in a not to exceed amount of \$30,000, with the City's match of \$15,000 being paid from Hospitality Tax.

---

# Memorandum

---

**To:** Mayor and Council

**From:** Tracy Hegler, City Manager

**Date:** November 1, 2022

**Subject:** Award of Contract for Vehicle Global Positioning (GPS) and Maintenance Tracker RFP

---

## Issue

Council's approval is needed to enter into an agreement with Samsara to provide GPS/ Maintenance Trackers and service to the City's fleet.

## Discussion

Council approved the FY22-23 budget that included \$30,000 of ARPA funds to be used to purchase one year of GPS and Maintenance Trackers with software for the City's fleet. These small devices plug into the vehicle's diagnostic port and will provide up-to-the-second location, speed, braking, harsh events, collisions, and maintenance issues. This information is stored using the cloud and staff will be able to research all past events. This will be a three-year contract with the option to extend two (2) additional years. An Evaluation Team was selected from City staff and consisted of four team members. The City received eleven (11) responses from the following firms:

ShipCom	Cal/ Amp	PreCise MRM	Samsara
Forward Systems	Ford Co.	Track Star	GPS Insight
Hill Top Co.	Go Fleet	Nex Traq	

After review of the proposals and a team discussion, the RFP Evaluation Team recommended to enter into an agreement with one firm, Samsara, as they were found to be the most responsive, responsible responder. The first year of cost, including installation, will not exceed the \$30,000 in ARPA allocations already awarded by Council. Funding for all subsequent years will be included in the respective annual budgets and split accordingly between the Utilities Fund and the General Fund.

## Recommendation

Staff recommends that City Council give approval for the City Manager to negotiate and enter into an agreement with Samsara to provide vehicle trackers and software for the City fleet.



**Minutes for August 16, 2022, Regular Board Meeting  
of the Housing Authority of the City of Cayce, SC**

The Board of Commissioners of the Housing Authority of the City of Cayce, SC held its Regular Board Meeting on Tuesday, August 16, 2022, at Cayce City Hall.

Chairman Jack Sightler called the meeting to order at 5:05 pm. A copy of the agenda was posted on the Housing Authority’s website. Roll call was conducted, and the following members of the Board and staff were present:

CH Board Members			Columbia Housing Authority Staff Present
<b>Chairman</b>	Jack Sightler	Present	Yvonda Bean, Interim CEO
<b>Vice-Chairman</b>	Bruce Smith	Present	Lee McRoberts, COS
<b>Commissioner</b>	Silvia Sullivan	Present	Belkis Encarnacion, Community Property Manager
<b>Commissioner</b>	Cheryl Seymour	Present	Gloria Warner, Regional Property Manager
<b>Commissioner</b>	Johnetta Riley	Present	Damian White, Community Safety Manager
			Adam Dalenburg, Capital Assets Manager
			<b>Visitors</b>
			Jarrett Epperson, City of Cayce

**APPROVAL OF MINUTES:**

Mr. Sightler called for approval of the minutes for the Regular Meeting held June 28, 2022. There was a general discussion regarding clarifying Commissioner Riley’s statement on page 3 of the minutes regarding trash pickup. The minutes should be amended to reflect that Commissioner Riley’s comments regarding the garbage pickup expense line on the budget refer only to properties with commercial containers as the roll carts provided by the City are also serviced by the City and those expenses are included in the water bill. Upon motion of Commissioner Smith, seconded by Commissioner Sullivan, the minutes were approved as amended.

Board Member		Aye	Nay	Absent
<b>Chairman</b>	Jack Sightler	X		
<b>Vice-Chairman</b>	Bruce Smith	X		
<b>Commissioner</b>	Silvia Sullivan	X		
<b>Commissioner</b>	Cheryl Seymour	X		
<b>Commissioner</b>	Johnetta Riley	X		

**CEO REPORT:**

Mrs. Bean asked Mr. Dalenburg to provide the Board with an update on development. Mr. Dalenburg stated that work is almost complete at Spencer Place. Microwaves and bathroom grab bars still need to be installed and clotheslines still need to be removed, staff anticipates work being done by the end of the month. Work is in progress at Byron Street and is currently 95% complete and should be done by mid-September, 7 units remain to be renovated.

Commissioner Seymour stated that there are still small issues that have not been addressed at Spencer Place; the drain in Commissioner Seymour’s shower is not attached, blinds in another unit are not the correct size and cabinet handles have not been installed in several units. Commissioner Riley asked if the residents are able to walk with the contractor to establish a punch list of items to be addressed. Mr. Dalenburg said that the units are reviewed by a construction manager and compliance manager to identify possible issues. Mrs. Bean asked Commissioner Seymour to report these sorts of issues via work order and said that several items have been on backorder and that has caused a delay in their installation.

Commissioner Riley asked if the attic fan vents at Spencer Place would be removed. Mr. Dalenburg said that there were not funds to remove or replace the vents but that they have been closed and fixed in place. Commissioner Riley asked where the remaining 7 units to be renovated are located, Mr. Dalenburg said all of the units still to be renovated are located at Byron and Toole.

Chairman Sightler asked how the police substation at Poplar Street receives maintenance. Mrs. Encarnacion stated that CH staff responds to any work orders for that location. Chairman Sightler said that Chief Cowan had expressed concern recently over the need for repairs at the site and has asked to meet the Chairman there early next week to walk the building and discuss possible renovations. Mr. Dalenburg said that staff hopes to be able to address the community building at Poplar and Wilkinson during the next round of renovation work.

Mr. Dalenburg gave a briefing on the tree trimming and removal project. Several bids have been obtained and all were over \$100,000. Staff is currently working with the vendor to establish phases for the work to be completed. Commissioner Sullivan suggested addressing the trees that are posing an imminent threat first. Commissioner Riley thanked staff for addressing the tree on Byron Street next to the unit where a similar tree fell and caused significant damage.

Commissioner Seymour asked if the area on and around the porches at Spencer Place will be painted, Mr. Dalenburg said that staff will review the request. Mrs. Bean said that a question had been raised concerning the level of insurance coverage for Cayce Housing and that information had been provided in the Board Report.

Mrs. Bean invited the Board to attend the Resident Appreciation cookout being held for Cayce Housing residents on Saturday, August 27 at City Hall. A RAD conversion meeting will also be conducted during the event. Commissioner Riley asked what the rent will be for the rehabilitated units post-conversion, Ms. Warner said that rent will remain at 30% of the resident's income.

**OPERATIONS REPORT:**

Ms. Encarnacion presented the Operations Report for April, May, and June.

	<b>June</b>	<b>July</b>	<b>August</b>
Accounts sent to Magistrate	** 3	**3	0
Account more than 30 days	7	5	5
Work Orders received	8	23	4
Work Orders Completed	1	21	3
Work Orders Remaining	7	2	1
Emergency Work Order	0	5	1

**\*\*Magistrate Update:**

June Cases –

- 2 pending repayment agreements
- 1 voluntary move-out

July Cases –

- 2 pending repayment agreements finalized
- 1 voluntary move-out

August Cases –

- No cases

Commissioner Riley thanked staff for adding the Magistrate update to the report.

**OTHER ITEMS:**

Mrs. Bean briefed the Board on a matter regarding Columbia Housing. Staff anticipates that HUD will designate Columbia Housing as a troubled agency before the end of the year based on physical inspection results, below acceptable



rent collection and other factors. Mrs. Bean said that deferred maintenance needs are an issue across the country and the pandemic created rent collection issues nationally as well. Columbia Housing continues to work with residents and partners to address outstanding rent balances and will be addressing property condition issues through the Vision 2030 plan. Mrs. Bean said that she lead the Housing Authority in Lafayette, LA through a similar situation and feels confident that the agency will emerge stronger as a result of this experience. A corrective action plan will be developed to address the issues and staff will work closely with HUD to move forward. Cayce Housing remains a High Performer and the designation will apply to Columbia Housing only but Mrs. Bean wanted the Cayce Board to be aware. Chairman Sightler asked Mrs. Bean when the designation is anticipated to be announced. Mrs. Bean said that based on discussions with HUD it will most likely be announced before the end of the year.

Commissioner Smith asked how the plan to address the condition of properties will be financed. Mrs. Bean said that private developers have been identified for each of the major rehabilitation/construction projects and that they will bring financial resources to the table that will be combined with tax credits, bonds and other financial tools.

Commissioner Riley asked about the SC Stay program for emergency rental assistance. Mrs. Bean said that Columbia has worked primarily with Richland County but has had several residents who worked with SC Stay to obtain assistance for back rent balances that were a result of the pandemic. Applicants for the emergency rental assistance payments must meet certain requirements for each program. Mrs. Bean said that residents with outstanding balances may also be placed on a repayment agreement that is realistic for their individual situation.

Commissioner Smith asked about progress at the former Gonzales Gardens site. Mrs. Bean said that demolition is complete and that the construction has begun. The new site will be a mixture of affordable housing units, tax credit units and work force housing; tenants who were living at the property at the time of demolition will have an opportunity to return to the site when work is complete.

Commissioner Smith asked if residents with outstanding rental balances can be made to attend financial literacy classes to help them avoid future issues. Mrs. Encarnacion said that is one of the tools used to help residents on probation for past due rent. Commissioner Smith said that people frequently need help understanding money and expectations and that he supports providing that guidance where possible.

Mrs. Bean announced that Mrs. Encarnacion had recently been promoted to Manager of the Resident and Family Services department and would be assuming those new duties soon. The new property manager for Cayce Housing will be introduced at the next meeting.

## **ADJOURNMENT**

There being no further business and upon motion of Mr. Sightler, seconded by Ms. Sullivan, it was unanimously approved to end the meeting at 5:55 pm.

Prepared by:

Yvonda A. Bean  
Secretary/Chief Executive Officer

## Cayce Historical Museum Commission September 7, 2022, Meeting Minutes

The September 7, 2022, meeting of the Cayce Historical Museum Commission (CHMC) was held in the Cayce Visitors Center. The meeting was convened at 4:06 by Chair Archie Moore. The following individuals attended the meeting:

Name	Status
Archie Moore	Chair
Mary Sharpe	Vice Chair – absent, excused
James Stewart	Secretary
A.G. Dantzler	Commissioner
Charlita Earle	Commissioner
Pamela Sulton	Commissioner
Garrett Creasman	Commissioner
David Brinkman	Commissioner
Marcy Hayden	Commissioner
Andy Thomas	Cayce Museum Curator
Elizabeth Lumsden	Cayce Museum Assistant
Michael Conley	City of Cayce Assistant City Manager

### Upcoming Events:

9/29 Fifty Shades of Blue and Gray (postponed)  
 10/1 Cayce Fall Fest (cancelled)  
 10/8 Archaeology Fall Field Day at 12,000 Year History Park 10:00-3:00  
 11/22 Museum Decorating Party  
 12/1 Cayce Drive-Thru  
 12/3 Christmas Traditions

---

**Invocation:** Commissioner Dantzler

**Action Items:**

### August Meeting Minutes:

The Commission reviewed the previous meeting minutes. Commissioner Sulton motioned that the meeting minutes be accepted with no revisions. Commissioner Creasman seconded the motion, and the minutes were approved by unanimous vote.

### Museum Staff Report

Museum Assistant Elizabeth Lumsden introduced herself to the Commission. The Columbia Speedway exhibit opening attracted 25-30 attendees from the local area and greater region. The museum undertook a professional environmental audit on September 1. The audit, conducted by employees of the Historic Columbia Foundation and the South Carolina State Museum was focused on storage conditions and the physical conditions of the museum. The Museum collected the Lake High Catawba Pottery donation and six Confederate bills from the Midlands Coin Club. Around 20 people attended the Coin Club donation event. The Museum plans to produce a book out of the African American Legends of Cayce card series. The Staff Report concluded with the

circulation of a mockup for the new African American exhibit. The museum is soliciting funding for the exhibit from the city's accommodation tax fund. Commissioner Hayden motioned that the Museum proceed with the exhibit. Commissioner Creasman seconded the motion. The motion was approved by the unanimous vote of the Commission.

**Strategic Planning**

Genesis Studios is currently seeking donations for the Museum's new digital projects. We recognize a need to include a long-term maintenance program for these projects in the strategic plan.

**Christmas Events**

Chair Moore is organizing participants for the Christmas Open House. An organizational meeting will be held in conjunction with the Commission's regular October meeting. The Commissioners will provide food and refreshments for the volunteer decorators at 6:00. A Christmas decorating party will be held on November 22.

With no other business on the meeting agenda, Commissioner Stewart motioned to adjourn the meeting. Commissioner Sulton seconded the motion and the Commission voted unanimously to adjourn the meeting at

**5:10 PM.**